

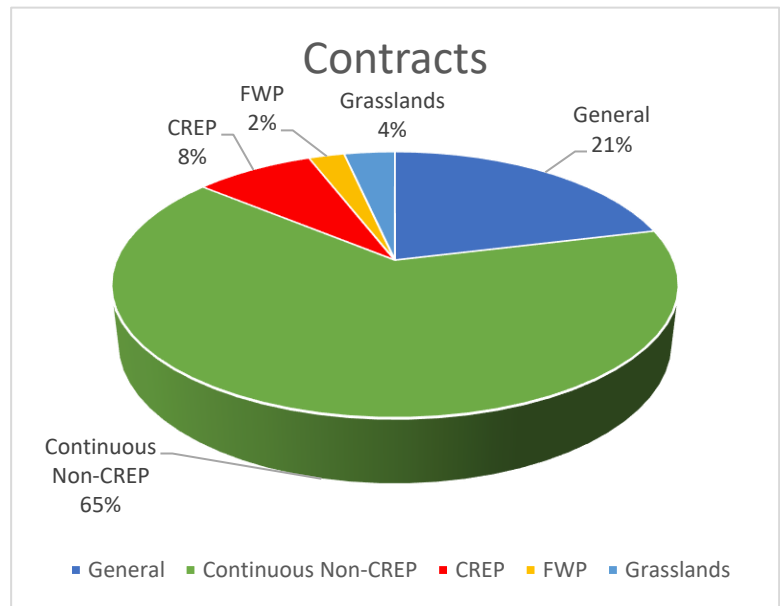
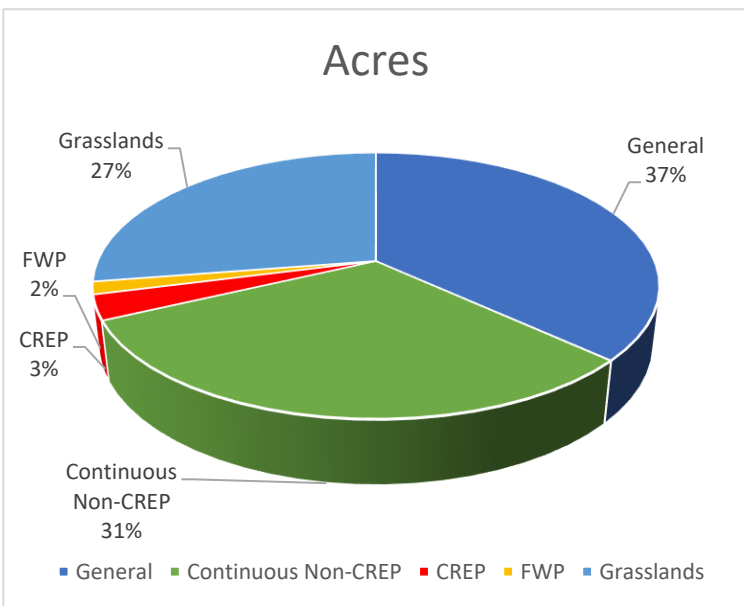


Farm Service Agency Conservation Reserve Program MONTHLY SUMMARY – OCTOBER 2022

| SIGNUP-UP TYPE | CONTRACTS | FARMS | ACRES | ANNUAL RENTAL PAYMENTS ^{a/} | |
|-------------------|------------------------------|------------------------------|-------------------|--------------------------------------|----------------|
| | | | | (\$Million) | (\$/Acre) |
| General | 115,272 | 86,005 | 8,469,473 | \$486 | \$57.38 |
| <u>Continuous</u> | | | | | |
| Non-CREP | 352,144 | 208,739 | 7,165,154 | \$1,003 | \$139.93 |
| CREP | 44,162 | 30,573 | 694,001 | \$145 | \$209.01 |
| Farmable Wetland | 13,230 | 10,348 | 349,106 | \$60 | \$172.32 |
| Total Continuous | 409,459 ^{b/} | 237,512 ^{b/} | 8,208,261 | \$1,208 | \$147.14 |
| Grasslands | 18,789 | 10,371 | 6,319,235 | \$99 | \$15.62 |
| Total CRP | 543,520 ^{b/} | 304,305 ^{b/} | 22,996,969 | \$1,792 | \$77.94 |

a/ Approximates October 2023 payments, before adjustments for haying/grazing, non-compliance, terminations, part-year contracts, and contracts not yet recorded.

b/ Number of contracts and farms not additive across sign-up types because they may participate in multiple sign-up types.



General Signup. Producers with eligible lands compete nationally for acceptance based on an environmental benefits index (EBI) during specified enrollment periods. Producers may submit offers below soil-specific maximum rental rates and select wildlife-enhancing vegetative covers to increase EBI ranking.

Continuous (Non-CREP) Sign-up. Producers with eligible lands may enroll certain high priority conservation practices, such as filter strips, riparian buffers, and wetlands at any time during the year without competition. In addition to annual soil rental payment and cost-share assistance, many practices are eligible for additional annual and one-time up-front financial incentives.

Conservation Reserve Enhancement Program (CREP). Under CREP, federal funds are supplemented with non-federal funds from eligible partners to implement projects designed to address specific environmental objectives through targeted CRP enrollment. Eligible partners provide matching contributions such as cash, in-kind contributions, or technical assistance. Eligible producers may enroll eligible land any time during the year.

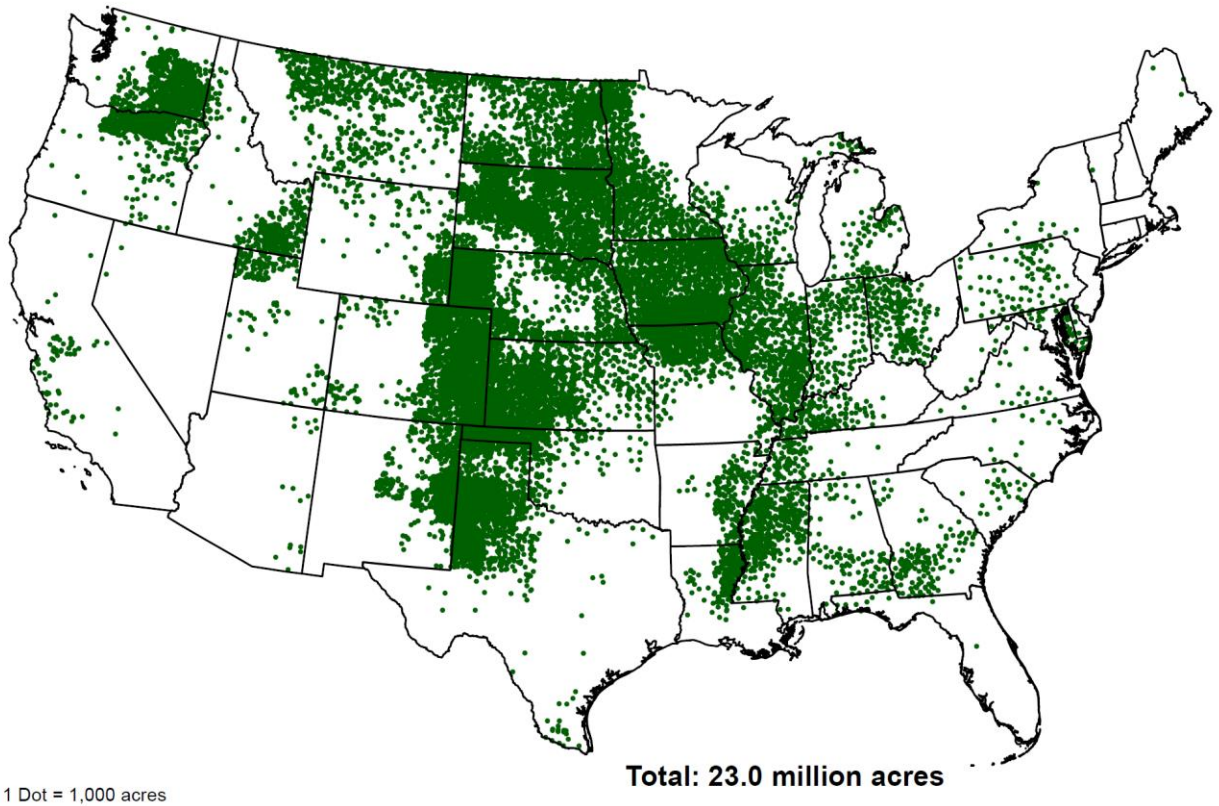
Farmable Wetland Program (FWP). Producers enroll small non-flood plain wetlands, and new practices added by the 2008 Farm Bill, under modified continuous sign-up provisions.

Grasslands. Enrollments are to support grazing operations and to preserve grasslands. No cropping history is required.

The accompanying tables are based on contract data developed and maintained in CRP data files by USDA Service Centers through the **end of October** and are based on the physical location of the CRP contracted land. Some adjustments have been made to correct miscoded data in the active contract files.

| | |
|---|----|
| Map of Current CRP Enrollment..... | 3 |
| Clean Lakes, Rivers, and Estuaries (CLEAR) Enrollment..... | 4 |
| Performance Measures..... | 6 |
| Continuous CRP Since Inception and Upcoming Expirations..... | 7 |
| Enrollment Activity and News..... | 8 |
| Wetland Restoration Practice Enrollment | 9 |
| Current Enrollment by Sign-up and Initial Contract Year | |
| Acres | 10 |
| Number of Contracts | 11 |
| Current Enrollment by State and Sign-up Type | |
| Total CRP | 12 |
| General Sign-up | 13 |
| Total Continuous | 14 |
| CREP by Agreement..... | 15 |
| Non-CREP (Continuous) | 16 |
| Farmable Wetland (Continuous) | 17 |
| Grasslands | 18 |
| Contract Expirations by Year | 19 |
| State Acres for Wildlife Enhancement (SAFE) Enrolled by State | 20 |
| Organic Buffers..... | 21 |
| Conservation Practices Currently Installed by State | 22 |
| Conservation Practices Currently Installed, National | 28 |

Current CRP Enrollment - October 2022



Prepared by FPAC-BC/EPAD/REB

**CLEAN LAKES, ESTUARIES, AND RIVERS (CLEAR)
PRACTICES CURRENTLY ENROLLED**

| Practice | Practice Code | Acres Added in FY 2023 2/ | Acres as of October |
|---|---------------|---------------------------|---------------------|
| GRASS WATERWAYS | CP08A | 12,863 | 102,017 |
| SHALLOW WATER AREAS FOR WILDLIFE | CP09 | 3,179 | 21,744 |
| CONTOUR GRASS STRIPS | CP15A | 886 | 35,523 |
| CONTOUR GRASS STRIPS ON TERRACES | CP15B | 197 | 1691.65 |
| FILTER STRIPS (GRASS) | CP21 | 45,033 | 616,225 |
| FILTER STRIPS WITH BIOREACTORS | CP21B | 23 | 31 |
| FILTER STRIPS WITH SATURATED BUFFERS | CP21S | 35 | 86 |
| RIPARIAN BUFFER (TREES) | CP22 | 21,793 | 518,596 |
| RIPARIAN BUFFERS WITH BIOREACTORS | CP22B | 146 | 175 |
| RIPARIAN BUFFERS WITH SATURATED BUFFERS | CP22S | 0 | 12 |
| WETLAND RESTORATION 1/ | CP23 | 105,575 | 1,245,990 |
| WILDLIFE HABITAT BUFFER (MARG PAST) | CP29 | 5,544 | 48,489 |
| WETLAND BUFFER (MARG PAST) | CP30 | 1,843 | 24,915 |
| BOTTOMLAND TIMBER ESTABLISHMENT ON WETLANDS | CP31 | 6,888 | 158,256 |
| DUCK NESTING HABITAT | CP37 | 48,733 | 454,718 |
| SAFE BUFFERS | CP38 | 11 | 959 |
| SAFE WETLANDS | CP38 | 12,884 | 35,383 |
| PRAIRIE STRIPS | CP43 | 2,229 | 17,379 |
| TOTAL CLEAR | | 267,862 | 3,282,188 |

1/ Includes both floodplain and non-floodplain wetland restorations.

2/ Includes land approved in FY 2022 signup with contracts that begin in FY 2023.

Continuous Signup



Total Continuous Signup: 8,208,261 acres

Conservation Reserve Program CLEAR Acres 1/ Cumulative Acres as of October 2022

| STATE | REGULAR CLEAR | CLEAR 30 PILOT 2/ | TOTAL CLEAR |
|----------------|------------------|-------------------|------------------|
| ALABAMA | 20,099 | 139 | 20,238 |
| ALASKA | 50 | | 50 |
| ARIZONA | | | |
| ARKANSAS | 145,893 | 3,701 | 149,593 |
| CALIFORNIA | 49 | | 49 |
| COLORADO | 2,119 | | 2,119 |
| DELAWARE | 752 | | 752 |
| FLORIDA | | | |
| GEORGIA | 799 | 1 | 799 |
| HAWAII | 1,255 | | 1,255 |
| IDAHO | 3,630 | | 3,630 |
| ILLINOIS | 274,108 | 2,997 | 277,104 |
| INDIANA | 80,367 | 725 | 81,092 |
| IOWA | 386,253 | 2,321 | 388,574 |
| KANSAS | 39,129 | 289 | 39,418 |
| KENTUCKY | 40,194 | 1,546 | 41,741 |
| LOUISIANA | 211,729 | 6,835 | 218,564 |
| MAINE | 48 | | 48 |
| MARYLAND | 32,228 | 25 | 32,253 |
| MASSACHUSETTS | 9 | | 9 |
| MICHIGAN | 33,562 | 344 | 33,906 |
| MINNESOTA | 573,510 | 3,547 | 577,057 |
| MISSISSIPPI | 227,292 | 6,652 | 233,944 |
| MISSOURI | 61,367 | 498 | 61,865 |
| MONTANA | 6,007 | 596 | 6,602 |
| NEBRASKA | 30,511 | 36 | 30,548 |
| NEVADA | | | |
| NEW JERSEY | 563 | | 563 |
| NEW MEXICO | 159 | | 159 |
| NEW YORK | 5,359 | 15 | 5,374 |
| NORTH CAROLINA | 1,729 | 10 | 1,738 |
| NORTH DAKOTA | 283,174 | 2,751 | 285,925 |
| OHIO | 95,549 | 295 | 95,844 |
| OKLAHOMA | 2,532 | 3 | 2,534 |
| OREGON | 45,793 | 112 | 45,905 |
| PENNSYLVANIA | 14,624 | 36 | 14,660 |
| PUERTO RICO | 495 | | 495 |
| RHODE ISLAND | 28 | | 28 |
| SOUTH CAROLINA | 7,972 | 33 | 8,005 |
| SOUTH DAKOTA | 460,527 | 2,997 | 463,524 |
| TENNESSEE | 10,489 | 32 | 10,521 |
| TEXAS | 16,970 | 202 | 17,172 |
| UTAH | 19 | | 19 |
| VERMONT | 2,032 | | 2,032 |
| VIRGINIA | 16,606 | 73 | 16,679 |
| WASHINGTON | 71,071 | 205 | 71,276 |
| WEST VIRGINIA | 4,485 | | 4,485 |
| WISCONSIN | 32,019 | 81 | 32,099 |
| WYOMING | 1,943 | | 1,943 |
| TOTALS: | 3,245,094 | 37,095 | 3,282,188 |

1/ CLEAR practices include: CP8A, CP15A, CP15B, CP21, CP21B, CP21S, CP22, CP22B, CP22S, CP23, CP23A, CP29, CP30, CP31, CP37, CP43, CP38 buffers, and CP38 wetlands.

2/ CLEAR 30 pilot allows enrollment in a 30-year CRP contract for certain water quality practices expiring under continuous signup.

CRP Performance Measures*

October 2022

| STATE | CUMULATIVE THROUGH FY 2023 | | ENROLLED IN FY 2023 | |
|----------------|-------------------------------|------------------|------------------------|----------------|
| | BUFFERS | WETLANDS | BUFFERS | WETLANDS |
| ALABAMA | 19,128 | 1,124 | 110 | 29 |
| ALASKA | 50 | | | |
| ARIZONA | | | | |
| ARKANSAS | 48,054 | 103,498 | 2,147 | 5,491 |
| CALIFORNIA | 49 | | | |
| COLORADO | 576 | 1,704 | 73 | 40 |
| DELAWARE | 404 | 349 | 9 | 8 |
| FLORIDA | | | | |
| GEORGIA | 763 | 36 | 75 | |
| HAWAII | 1,255 | | | |
| IDAHO | 3,159 | 440 | 36 | |
| ILLINOIS | 205,631 | 64,867 | 12,740 | 3,400 |
| INDIANA | 55,346 | 25,836 | 5,262 | 1,336 |
| IOWA | 238,851 | 229,540 | 18,885 | 6,418 |
| KANSAS | 19,910 | 19,323 | 1,177 | 2,027 |
| KENTUCKY | 39,215 | 2,526 | 5,438 | 307 |
| LOUISIANA | 3,325 | 218,796 | 72 | 4,120 |
| MAINE | 48 | | 9 | |
| MARYLAND | 29,129 | 3,117 | 1,871 | 206 |
| MASSACHUSETTS | 9 | | | |
| MICHIGAN | 17,083 | 16,737 | 449 | 977 |
| MINNESOTA | 119,999 | 484,256 | 10,510 | 29,529 |
| MISSISSIPPI | 146,385 | 99,618 | 4,363 | 3,924 |
| MISSOURI | 35,073 | 26,507 | 1,843 | 2,253 |
| MONTANA | 1,441 | 5,417 | 54 | 624 |
| NEBRASKA | 12,474 | 20,041 | 843 | 1,741 |
| NEVADA | | | | |
| NEW JERSEY | 561 | 2 | 71 | |
| NEW MEXICO | 159 | | | |
| NEW YORK | 4,515 | 859 | 125 | 131 |
| NORTH CAROLINA | 1,400 | 396 | 27 | 5 |
| NORTH DAKOTA | 6,528 | 396,366 | 496 | 76,025 |
| OHIO | 80,015 | 15,956 | 7,359 | 1,881 |
| OKLAHOMA | 1,141 | 1,563 | 19 | 139 |
| OREGON | 45,125 | 780 | 3,799 | 31 |
| PENNSYLVANIA | 13,921 | 719 | 1,727 | 75 |
| PUERTO RICO | 435 | | | |
| RHODE ISLAND | 28 | | | |
| SOUTH CAROLINA | 7,764 | 241 | | 71 |
| SOUTH DAKOTA | 16,195 | 531,094 | 1,298 | 58,223 |
| TENNESSEE | 7,364 | 3,105 | 374 | 260 |
| TEXAS | 8,498 | 8,609 | 489 | 92 |
| UTAH | 19 | | | |
| VERMONT | 2,031 | 1 | 231 | |
| VIRGINIA | 16,505 | 173 | 993 | |
| WASHINGTON | 44,745 | 580 | 1,112 | 9 |
| WEST VIRGINIA | 4,485 | | 468 | |
| WISCONSIN | 25,831 | 6,087 | 879 | 412 |
| WYOMING | 1,943 | | 3 | |
| TOTALS: | 1,286,563 | 2,290,260 | 85,436 | 199,785 |

* Includes CREP, FWP, and SAFE. Acres not counted until initial contract year. These include contracts approved during the FY 2022 signup that started in FY 2023. Includes both new and re-enrolled lands.

Buffers: CP8,CP21,CP22,CP29, and CP38 buffers.

Wetland: CP9,CP23,CP23A,CP30,CP31,CP37,CP38 wetland, and FWP. Includes both wetland and associated upland buffers.

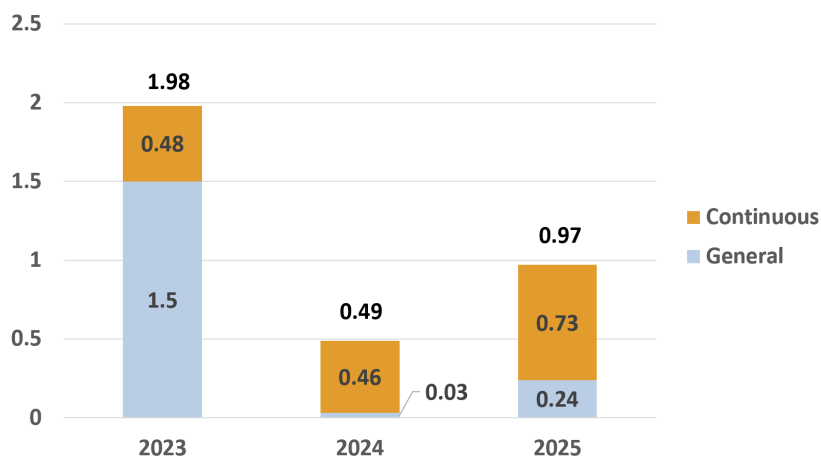
**CONTINUOUS CRP ENROLLMENT SINCE INCEPTION
THROUGH OCTOBER 2022 ***

| Signup | Non-CREP | CREP | FWP | Total |
|---------------------------|------------------|----------------|----------------|------------------|
| 1997 (#14) | 554,842 | 0 | 0 | 554,842 |
| 1998 (#17) | 198,191 | 13,558 | 0 | 211,749 |
| 1999 (#19) | 217,063 | 44,301 | 0 | 261,364 |
| 2000 (#21/22) | 251,883 | 65,036 | 0 | 316,919 |
| 2001 (#23) | 291,680 | 139,543 | 25,852 | 457,075 |
| 2002 (#24) | 226,841 | 163,784 | 44,612 | 435,237 |
| 2003 (#25/27) | 293,532 | 118,264 | 26,966 | 438,762 |
| 2004 (#28) | 166,868 | 66,945 | 20,557 | 254,370 |
| 2005 (#30) | 227,228 | 151,515 | 18,907 | 397,650 |
| 2006 (#31) | 199,335 | 128,647 | 22,629 | 350,611 |
| 2007 (#35) | 380,703 | 142,844 | 16,005 | 539,552 |
| 2008 (#36) | 275,215 | 116,617 | 8,715 | 400,547 |
| 2009 (#37) | 413,481 | 41,487 | 17,766 | 472,734 |
| 2010 (#38) | 506,313 | 63,577 | 55,663 | 625,553 |
| 2011 (#40) | 383,022 | 67,939 | 45,048 | 496,009 |
| 2012 (#42) | 511,915 | 62,088 | 53,543 | 627,546 |
| 2013 (#44) | 477,401 | 49,702 | 7,691 | 534,794 |
| 2014 (#46) | 485,684 | 32,829 | 12,216 | 530,729 |
| 2015 (#47) | 800,368 | 40,343 | 31,743 | 872,454 |
| 2016 (#48) | 1,216,176 | 53,583 | 78,993 | 1,348,752 |
| 2017 (#50) | 1,259,973 | 53,112 | 37,461 | 1,350,546 |
| 2018 (#51) | 212,285 | 59,576 | 20,629 | 292,490 |
| 2019 (#52) | 175,913 | 50,792 | 18,115 | 244,820 |
| 2020 (#53) | 317,462 | 94,799 | 31,750 | 444,012 |
| 2021 (#55, 400, 401) | 770,976 | 68,556 | 25,061 | 864,594 |
| 2022 (#57) | 790,127 | 61,147 | 23,695 | 874,968 |
| 2023 (#59) | 4,540 | 35 | 151 | 4,726 |
| Expirations 1/ | -4,443,862 | -1,256,618 | -294,662 | -5,995,144 |
| CURRENT ENROLLMENT | 7,165,154 | 694,001 | 349,106 | 8,208,261 |

1/ Contracts that exited 2007-2022 and were not re-enrolled or that dropped out before normal contract termination.

*Includes contracts approved but not yet started.

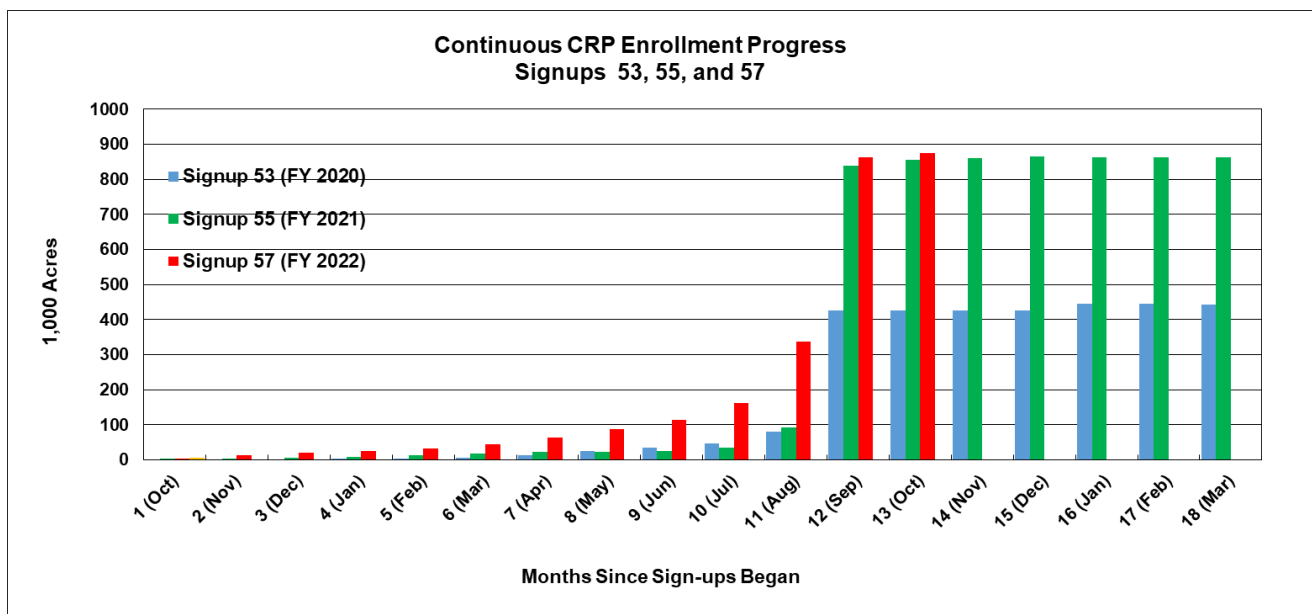
Expirations (Million Acres)



CONSERVATION RESERVE PROGRAM

ENROLLMENT ACTIVITY AND NEWS – OCTOBER 2022

- Enrollment ends October 2022 at 23.0 million acres.
- FY 2023 continuous (#59) signup opened October 1.
- General signup (#58) opened on January 31, 2022 and closed March 11, 2022. Almost 2.3 million acres were offered for enrollment and 2 million acres were accepted. These contracts will be effective October 1, 2022.
- Grasslands signup (#204) was open from April 4 through May 13, 2022. There were 3.1 million acres accepted. Submitted offers were made on over 4.3 million acres, the highest in grasslands history. These contracts will be effective on October 1, 2022.
- Last year, FSA enacted a Climate-Smart Practice Incentive for CRP General and Continuous signups, to better target CRP on addressing climate change. This incentive aims to increase carbon sequestration and reduce greenhouse gas emissions. CRP’s climate-smart practices include establishment of trees and permanent grasses, development of wildlife habitat and wetland restoration. The Climate-Smart Practice Incentive is annual, and the amount is based on the benefits of each practice type.



Signup 59 currently at 4,726 acres.

Conservation Reserve Program Wetland Practices 1/ Cumulative Acres as of October 2022

| STATE | GENERAL 2/ (CP23) | FLOOD- PLAIN (CP23) | NON- FLOOD- PLAIN (CP23A) | FARMABLE WETLAND 3/ | BOTTOM- LAND HARDWOODS (CP31) | DUCK NESTING (CP37) | OTHER WETLAND 4/ | TOTAL |
|----------------|----------------------|---------------------------|------------------------------------|---------------------------|--|---------------------------|------------------------|------------------|
| ALABAMA | 0 | 0 | 0 | 14 | 1,015 | 0 | 95 | 1,124 |
| ALASKA | 0 | 0 | 0 | 0 | 0 | 0 | 0 | 0 |
| ARIZONA | 0 | 0 | 0 | 0 | 0 | 0 | 0 | 0 |
| ARKANSAS | 22 | 46,128 | 32,825 | 1,958 | 15,776 | 0 | 6,788 | 103,498 |
| CALIFORNIA | 0 | 0 | 0 | 0 | 0 | 0 | 0 | 0 |
| COLORADO | 26 | 0 | 1,485 | 160 | 0 | 0 | 32 | 1,704 |
| DELAWARE | 0 | 106 | 81 | 0 | 0 | 0 | 162 | 349 |
| FLORIDA | 0 | 0 | 0 | 0 | 0 | 0 | 0 | 0 |
| GEORGIA | 0 | 23 | 0 | 0 | 0 | 0 | 13 | 36 |
| HAWAII | 0 | 0 | 0 | 0 | 0 | 0 | 0 | 0 |
| IDAHO | 0 | 375 | 25 | 6 | 0 | 0 | 34 | 440 |
| ILLINOIS | 652 | 36,873 | 14,015 | 1,909 | 7,686 | 0 | 3,731 | 64,867 |
| INDIANA | 578 | 4,071 | 9,067 | 688 | 9,984 | 0 | 1,449 | 25,836 |
| IOWA | 1,692 | 109,467 | 8,891 | 92,615 | 3,781 | 2,895 | 10,199 | 229,540 |
| KANSAS | 0 | 2,566 | 4,160 | 1,490 | 159 | 0 | 10,949 | 19,323 |
| KENTUCKY | 0 | 137 | 143 | 0 | 595 | 0 | 1,651 | 2,526 |
| LOUISIANA | 43 | 71,705 | 92,143 | 3,556 | 50,660 | 0 | 689 | 218,796 |
| MAINE | 0 | 0 | 0 | 0 | 0 | 0 | 0 | 0 |
| MARYLAND | 4 | 1,705 | 420 | 0 | 0 | 0 | 988 | 3,117 |
| MASSACHUSETTS | 0 | 0 | 0 | 0 | 0 | 0 | 0 | 0 |
| MICHIGAN | 134 | 3,306 | 11,696 | 22 | 0 | 0 | 1,579 | 16,737 |
| MINNESOTA | 20,049 | 33,661 | 369,429 | 29,188 | 792 | 26,321 | 4,818 | 484,256 |
| MISSISSIPPI | 0 | 21,794 | 2,192 | 12,076 | 62,771 | 0 | 785 | 99,618 |
| MISSOURI | 3 | 20,604 | 1,819 | 206 | 2,237 | 0 | 1,637 | 26,507 |
| MONTANA | 426 | 655 | 661 | 256 | 0 | 2,778 | 640 | 5,417 |
| NEBRASKA | 99 | 9,828 | 5,019 | 2,853 | 9 | 0 | 2,233 | 20,041 |
| NEVADA | 0 | 0 | 0 | 0 | 0 | 0 | 0 | 0 |
| NEW JERSEY | 0 | 0 | 0 | 0 | 0 | 0 | 2 | 2 |
| NEW MEXICO | 0 | 0 | 0 | 0 | 0 | 0 | 0 | 0 |
| NEW YORK | 2 | 53 | 2 | 0 | 0 | 0 | 802 | 859 |
| NORTH CAROLINA | 0 | 188 | 0 | 58 | 55 | 0 | 95 | 396 |
| NORTH DAKOTA | 12,552 | 5,640 | 75,539 | 116,828 | 0 | 170,950 | 14,858 | 396,366 |
| OHIO | 342 | 5,547 | 9,097 | 287 | 79 | 0 | 604 | 15,956 |
| OKLAHOMA | 0 | 171 | 1,158 | 169 | 40 | 0 | 24 | 1,563 |
| OREGON | 0 | 152 | 115 | 0 | 0 | 0 | 512 | 780 |
| PENNSYLVANIA | 0 | 387 | 0 | 0 | 0 | 0 | 333 | 719 |
| PUERTO RICO | 0 | 0 | 0 | 0 | 0 | 0 | 0 | 0 |
| RHODE ISLAND | 0 | 0 | 0 | 0 | 0 | 0 | 0 | 0 |
| SOUTH CAROLINA | 0 | 172 | 0 | 0 | 0 | 0 | 69 | 241 |
| SOUTH DAKOTA | 6,985 | 40,386 | 133,155 | 84,521 | 0 | 251,775 | 14,272 | 531,094 |
| TENNESSEE | 43 | 610 | 0 | 0 | 2,287 | 0 | 164 | 3,105 |
| TEXAS | 4,421 | 932 | 2,881 | 0 | 330 | 0 | 45 | 8,609 |
| UTAH | 0 | 0 | 0 | 0 | 0 | 0 | 0 | 0 |
| VERMONT | 0 | 0 | 0 | 0 | 0 | 0 | 1 | 1 |
| VIRGINIA | 0 | 141 | 0 | 0 | 0 | 0 | 33 | 173 |
| WASHINGTON | 15 | 39 | 5 | 6 | 0 | 0 | 516 | 580 |
| WEST VIRGINIA | 0 | 0 | 0 | 0 | 0 | 0 | 0 | 0 |
| WISCONSIN | 562 | 2,758 | 1,135 | 240 | 0 | 0 | 1,391 | 6,087 |
| WYOMING | 0 | 0 | 0 | 0 | 0 | 0 | 0 | 0 |
| TOTALS: | 48,653 | 420,179 | 777,157 | 349,106 | 158,256 | 454,718 | 82,189 | 2,290,260 |

1/ Includes wetland and adjacent upland buffer acres and land enrolled in CREPs.

2/ Includes general signup and CREP before 2003, when CP23 was converted to continuous signup.

3/ CP27, CP28, CP39, CP40, CP41.

4/ CP9, CP30, and CP38 (SAFE) wetland.

CRP Enrollment as of October 2022 By Sign-up and Initial Contract Year 1/ Acres

| SIGNUP | BEFORE 2015 | 2015 | 2016 | 2017 | 2018 | 2019 | 2020 | 2021 | 2022 | 2023 | TOTAL |
|------------|------------------|----------------|------------------|------------------|------------------|----------------|----------------|------------------|------------------|------------------|-------------------|
| 32 | 109,291 | | | | | | | | | | 109,291 |
| 36 | 78,625 | | | | | | | | | | 78,625 |
| 37 | 174,792 | | | | | | | | | | 174,792 |
| 38 | 284,341 | | | | | | | | | | 284,341 |
| 39 | 218,821 | | | | | | | | | | 218,821 |
| 40 | 234,220 | | | | | | | | | | 234,220 |
| 41 | 100,867 | | | | | | | | | | 100,867 |
| 42 | 275,295 | | | | | | | | | | 275,295 |
| 43 | 159,618 | | | | | | | | | | 159,618 |
| 44 | 512,380 | | | | | | | | | | 512,380 |
| 45 | 1,504,119 | | | | | | | | | | 1,504,119 |
| 46 | 3,215 | 508,467 | | | | | | | | | 511,682 |
| 47 | | 170,380 | 679,570 | | | | | | | | 849,950 |
| 48 | | 506,306 | 801,682 | 7,192 | | | | | | | 1,315,180 |
| 49 | | | 376,403 | | | | | | | | 376,403 |
| 50 | | | 30,048 | 1,271,259 | 991 | | | | | | 1,302,298 |
| 51 | | | | 10,886 | 273,016 | | | | | | 283,903 |
| 52 | | | | | 370 | 231,873 | | | | | 232,243 |
| 53 | | | | | | 29,320 | 396,988 | | | | 426,308 |
| 54 | | | | | | | 2,616,127 | | | | 2,616,127 |
| 55 | | | | | | | 21,882 | 822,396 | | | 844,278 |
| 56 | | | | | | | 1,625,848 | 75,022 | | | 1,625,848 |
| 57 | | | | | | | | 799,947 | | | 799,947 |
| 58 | | | | | | | | 1,758,378 | | | 1,758,378 |
| 59 | | | | | | | | | 4,726 | | 4,726 |
| 200 | | | 464 | 87,689 | 444,722 | 40 | | | | | 532,916 |
| 201 | | | | | | 375,153 | | | | | 375,153 |
| 202 | | | | | | | 883,169 | | | | 883,169 |
| 203 | | | | | | | | 2,098,156 | | | 2,098,156 |
| 204 | | | | | | | | 42 | 2,429,800 | | 2,429,842 |
| 400 | | | | | | | | 1,860 | 306 | | 2,166 |
| 401 | | | | | | | | | 907 | | 907 |
| ALL | 3,655,584 | 678,847 | 1,186,340 | 1,295,823 | 1,734,059 | 649,570 | 261,193 | 3,920,026 | 4,622,676 | 4,992,851 | 22,996,969 |

1/ For CRP, contract year is the same as fiscal year, which begins October 1.
 General Sign-up Numbers: 1-13, 15, 16, 18, 20, 26, 29, 33, 39, 41, 43, 45, 49, 54, 56, 58.
 Continuous Sign-up Numbers: 14, 17, 19, 21-25, 27, 28, 30, 31, 35, 36, 37, 38, 40, 42, 44, 46, 47, 48, 50, 51, 52, 53, 55, 57, 59.
 Sign-up number 32 reflects re-enrollment of 2007-2010 expiring general sign-up contracts under 2006's early re-enrollment and extension offer (REX).
 Sign-up number 34 is reserved for Emergency Forestry CRP. Sign-ups 200, 201, 202, 203, and 204 are CRP Grasslands. SHIPP pilot sign-up numbers: 400 and 401.

CRP Enrollment as of October 2022 By Sign-up and Initial Contract Year 1/ Number of Contracts

| SIGNUP | BEFORE 2015 | 2015 | 2016 | 2017 | 2018 | 2019 | 2020 | 2021 | 2022 | 2023 | TOTAL |
|------------|----------------|---------------|---------------|---------------|---------------|---------------|---------------|---------------|---------------|---------------|----------------|
| 32 | 1,662 | | | | | | | | | | 1,662 |
| 36 | 3,720 | | | | | | | | | | 3,720 |
| 37 | 8,392 | | | | | | | | | | 8,392 |
| 38 | 9,515 | | | | | | | | | | 9,515 |
| 39 | 3,594 | | | | | | | | | | 3,594 |
| 40 | 8,846 | | | | | | | | | | 8,846 |
| 41 | 1,707 | | | | | | | | | | 1,707 |
| 42 | 11,227 | | | | | | | | | | 11,227 |
| 43 | 3,357 | | | | | | | | | | 3,357 |
| 44 | 29,093 | | | | | | | | | | 29,093 |
| 45 | 22,773 | | | | | | | | | | 22,773 |
| 46 | 216 | 25,975 | | | | | | | | | 26,191 |
| 47 | | 8,551 | 38,776 | | | | | | | | 47,327 |
| 48 | | | 21,429 | 44,414 | 119 | | | | | | 65,962 |
| 49 | | | | 4,598 | | | | | | | 4,598 |
| 50 | | | | 1,712 | 51,449 | 15 | | | | | 53,176 |
| 51 | | | | | 758 | 17,746 | | | | | 18,504 |
| 52 | | | | | | 74 | 19,632 | | | | 19,706 |
| 53 | | | | | | | 2,799 | 29,149 | | | 31,948 |
| 54 | | | | | | | | 42,488 | | | 42,488 |
| 55 | | | | | | | | 2,057 | 34,373 | | 36,430 |
| 56 | | | | | | | | | 17,766 | | 17,766 |
| 57 | | | | | | | | 4,291 | | 34,748 | 39,039 |
| 58 | | | | | | | | | | 17,327 | 17,327 |
| 59 | | | | | | | | | | 149 | 149 |
| 200 | | | 5 | 298 | 2,069 | 1 | | | | | 2,373 |
| 201 | | | | | | 913 | | | | | 913 |
| 202 | | | | | | | | 2,826 | | | 2,826 |
| 203 | | | | | | | | | 5,414 | | 5,414 |
| 204 | | | | | | | | | 1 | 7,262 | 7,263 |
| 400 | | | | | | | | 157 | 10 | | 167 |
| 401 | | | | | | | | | 67 | | 67 |
| ALL | 104,102 | 34,526 | 60,210 | 51,022 | 54,395 | 18,749 | 22,431 | 76,677 | 61,922 | 59,486 | 543,520 |

1/ For CRP, contract year is the same as fiscal year, which begins October 1.

General Sign-up Numbers: 1-13, 15, 16, 18, 20, 26, 29, 33, 39, 41, 43, 45, 49, 54, 56, 58.

Continuous Sign-up Numbers: 14, 17, 19, 21-25, 27, 28, 30, 31, 35, 36, 37, 38, 40, 42, 44, 46, 47, 48, 50, 51, 52, 53, 55, 57, 59.

Sign-up number 32 reflects re-enrollment of 2007-2010 expiring general sign-up contracts under 2006's early re-enrollment and extension offer (REX).

Sign-up number 34 is reserved for Emergency Forestry CRP. Sign-ups 200, 201, 202, 203, and 204 are CRP Grasslands. SHIPP pilot sign-up numbers: 400 and 401.

CRP Enrollment by State as of October 2022

TOTAL CRP (ALL SIGN-UPS)

| STATE 1/ | NUMBER OF CONTRACTS | NUMBER OF FARMS | ACRES | ANNUAL RENTAL PAYMENTS | |
|----------------|------------------------|--------------------|------------|------------------------|--------------|
| | | | | (\$1,000) | (\$/Acre) 2/ |
| U.S. | 543,520 | 304,305 | 22,996,969 | \$1,792,448 | \$77.94 |
| ALABAMA | 2,593 | 1,991 | 110,049 | \$5,069 | \$46.06 |
| ALASKA | 28 | 19 | 11,488 | \$476 | \$41.43 |
| ARIZONA | 4 | 4 | 15,199 | \$208 | \$13.70 |
| ARKANSAS | 4,615 | 2,757 | 193,932 | \$16,392 | \$84.53 |
| CALIFORNIA | 122 | 98 | 63,844 | \$1,456 | \$22.80 |
| COLORADO | 9,748 | 4,857 | 2,454,572 | \$61,337 | \$24.99 |
| DELAWARE | 257 | 159 | 3,128 | \$484 | \$154.86 |
| FLORIDA | 210 | 170 | 7,905 | \$451 | \$57.11 |
| GEORGIA | 4,795 | 3,259 | 160,829 | \$11,142 | \$69.28 |
| HAWAII | 39 | 24 | 4,968 | \$102 | \$20.59 |
| IDAHO | 2,422 | 1,393 | 378,509 | \$18,348 | \$48.47 |
| ILLINOIS | 72,942 | 41,713 | 813,530 | \$173,294 | \$213.01 |
| INDIANA | 28,505 | 16,509 | 192,115 | \$39,611 | \$206.18 |
| IOWA | 103,678 | 53,433 | 1,685,729 | \$401,611 | \$238.24 |
| KANSAS | 28,149 | 16,706 | 1,838,513 | \$76,194 | \$41.44 |
| KENTUCKY | 10,293 | 5,419 | 149,651 | \$24,817 | \$165.83 |
| LOUISIANA | 4,240 | 2,766 | 252,111 | \$25,182 | \$99.89 |
| MAINE | 111 | 88 | 3,231 | \$190 | \$58.93 |
| MARYLAND | 4,146 | 2,465 | 43,314 | \$10,468 | \$241.69 |
| MASSACHUSETTS | 2 | 2 | 9 | \$1 | \$101.00 |
| MICHIGAN | 7,512 | 4,443 | 115,414 | \$14,155 | \$122.65 |
| MINNESOTA | 53,169 | 28,084 | 973,299 | \$149,742 | \$153.85 |
| MISSISSIPPI | 11,716 | 7,656 | 475,503 | \$41,851 | \$88.01 |
| MISSOURI | 23,124 | 13,910 | 709,861 | \$100,555 | \$141.65 |
| MONTANA | 4,715 | 1,885 | 817,534 | \$20,313 | \$24.85 |
| NEBRASKA | 19,718 | 11,302 | 1,846,686 | \$85,022 | \$46.04 |
| NEVADA | 4 | 3 | 2,968 | \$30 | \$10.12 |
| NEW JERSEY | 278 | 167 | 1,663 | \$150 | \$90.40 |
| NEW MEXICO | 1,830 | 1,081 | 805,894 | \$15,405 | \$19.11 |
| NEW YORK | 947 | 717 | 15,412 | \$1,168 | \$75.77 |
| NORTH CAROLINA | 1,684 | 1,206 | 21,980 | \$1,768 | \$80.44 |
| NORTH DAKOTA | 18,174 | 9,314 | 1,127,732 | \$68,931 | \$61.12 |
| OHIO | 33,467 | 18,721 | 226,742 | \$50,301 | \$221.84 |
| OKLAHOMA | 4,174 | 2,764 | 634,268 | \$14,380 | \$22.67 |
| OREGON | 3,754 | 2,004 | 602,693 | \$29,127 | \$48.33 |
| PENNSYLVANIA | 5,391 | 3,646 | 83,174 | \$12,672 | \$152.36 |
| PUERTO RICO | 3 | 3 | 495 | \$25 | \$51.21 |
| RHODE ISLAND | 1 | 1 | 28 | \$2 | \$74.00 |
| SOUTH CAROLINA | 1,573 | 892 | 27,789 | \$1,293 | \$46.54 |
| SOUTH DAKOTA | 30,185 | 13,693 | 2,101,943 | \$127,636 | \$60.72 |
| TENNESSEE | 4,356 | 2,898 | 99,814 | \$10,506 | \$105.26 |
| TEXAS | 13,820 | 9,865 | 2,184,962 | \$73,394 | \$33.59 |
| UTAH | 609 | 377 | 158,448 | \$3,495 | \$22.06 |
| VERMONT | 261 | 206 | 2,032 | \$238 | \$117.32 |
| VIRGINIA | 2,927 | 2,238 | 30,049 | \$1,902 | \$63.31 |
| WASHINGTON | 9,162 | 4,458 | 972,141 | \$61,829 | \$63.60 |
| WEST VIRGINIA | 456 | 372 | 9,700 | \$453 | \$46.70 |
| WISCONSIN | 12,927 | 8,143 | 191,825 | \$33,196 | \$173.05 |
| WYOMING | 684 | 424 | 374,295 | \$6,073 | \$16.22 |

1/ State is which land is located.

2/ Payments scheduled to be made October 2023. Includes annual incentive and maintenance allowance payments, but not one-time signing and practice incentive payments or payment reductions, such as for lands enrolled less than a full year and lands hayed or grazed.

CRP Enrollment by State as of October 2022

GENERAL SIGN-UP

| STATE 1/ | NUMBER OF CONTRACTS | NUMBER OF FARMS | ACRES | ANNUAL RENTAL PAYMENTS | |
|----------------|---------------------|-----------------|-----------|------------------------|--------------|
| | | | | (\$1,000) | (\$/Acre) 2/ |
| U.S. | 115,272 | 86,005 | 8,469,473 | \$485,975 | \$57.38 |
| ALABAMA | 1,481 | 1,166 | 63,630 | \$3,134 | \$49.26 |
| ALASKA | 22 | 17 | 10,794 | \$444 | \$41.15 |
| ARKANSAS | 577 | 453 | 25,869 | \$1,813 | \$70.09 |
| CALIFORNIA | 85 | 69 | 23,159 | \$835 | \$36.06 |
| COLORADO | 5,931 | 3,390 | 1,151,502 | \$34,146 | \$29.65 |
| DELAWARE | 5 | 5 | 80 | \$7 | \$83.72 |
| FLORIDA | 125 | 109 | 4,287 | \$289 | \$67.50 |
| GEORGIA | 938 | 712 | 32,326 | \$2,394 | \$74.06 |
| IDAHO | 1,314 | 871 | 186,027 | \$8,505 | \$45.72 |
| ILLINOIS | 11,573 | 9,086 | 215,412 | \$33,666 | \$156.29 |
| INDIANA | 2,120 | 1,811 | 34,937 | \$4,749 | \$135.94 |
| IOWA | 13,590 | 11,060 | 352,371 | \$60,895 | \$172.82 |
| KANSAS | 14,856 | 10,485 | 1,156,793 | \$49,502 | \$42.79 |
| KENTUCKY | 1,557 | 1,177 | 43,543 | \$5,886 | \$135.17 |
| LOUISIANA | 468 | 389 | 27,215 | \$1,780 | \$65.41 |
| MAINE | 41 | 37 | 1,239 | \$52 | \$41.76 |
| MARYLAND | 52 | 48 | 625 | \$67 | \$107.77 |
| MICHIGAN | 940 | 801 | 21,038 | \$2,275 | \$108.14 |
| MINNESOTA | 7,850 | 6,263 | 224,080 | \$21,757 | \$97.09 |
| MISSISSIPPI | 3,557 | 2,888 | 187,851 | \$12,378 | \$65.89 |
| MISSOURI | 8,043 | 6,197 | 323,315 | \$42,573 | \$131.68 |
| MONTANA | 1,968 | 1,075 | 314,274 | \$9,317 | \$29.64 |
| NEBRASKA | 5,033 | 3,633 | 348,965 | \$23,327 | \$66.85 |
| NEW JERSEY | 11 | 11 | 149 | \$8 | \$54.57 |
| NEW MEXICO | 403 | 315 | 92,406 | \$2,543 | \$27.52 |
| NEW YORK | 114 | 96 | 2,636 | \$151 | \$57.33 |
| NORTH CAROLINA | 513 | 425 | 9,280 | \$592 | \$63.81 |
| NORTH DAKOTA | 3,817 | 2,713 | 290,961 | \$13,735 | \$47.21 |
| OHIO | 1,482 | 1,323 | 27,870 | \$3,243 | \$116.36 |
| OKLAHOMA | 2,607 | 1,868 | 317,368 | \$8,567 | \$26.99 |
| OREGON | 1,792 | 1,080 | 350,486 | \$19,089 | \$54.47 |
| PENNSYLVANIA | 12 | 12 | 133 | \$9 | \$66.37 |
| SOUTH CAROLINA | 174 | 144 | 4,911 | \$192 | \$39.12 |
| SOUTH DAKOTA | 1,593 | 1,245 | 101,098 | \$6,607 | \$65.35 |
| TENNESSEE | 1,606 | 1,281 | 48,122 | \$4,667 | \$96.99 |
| TEXAS | 9,905 | 7,583 | 1,549,075 | \$54,505 | \$35.19 |
| UTAH | 526 | 336 | 102,276 | \$2,921 | \$28.56 |
| VIRGINIA | 305 | 264 | 6,296 | \$266 | \$42.20 |
| WASHINGTON | 4,527 | 2,523 | 672,691 | \$39,825 | \$59.20 |
| WISCONSIN | 3,447 | 2,821 | 58,762 | \$7,056 | \$120.08 |
| WYOMING | 312 | 223 | 85,625 | \$2,207 | \$25.77 |

1/ State is which land is located.

2/ Payments scheduled to be made October 2023. Includes annual incentive and maintenance allowance payments, but not one-time signing and practice incentive payments or payment reductions, such as for lands enrolled less than a full year and lands hayed or grazed.

CRP Enrollment by State as of October 2022

TOTAL CONTINUOUS

| STATE 1/ | NUMBER OF CONTRACTS | NUMBER OF FARMS | ACRES | ANNUAL RENTAL PAYMENTS | |
|----------------|---------------------|-----------------|-----------|------------------------|--------------|
| | | | | (\$1,000) | (\$/Acre) 2/ |
| U.S. | 409,459 | 237,512 | 8,208,261 | \$1,207,749 | \$147.14 |
| ALABAMA | 1,014 | 807 | 34,231 | \$1,738 | \$50.77 |
| ALASKA | 6 | 5 | 693 | \$32 | \$45.79 |
| ARKANSAS | 4,030 | 2,456 | 167,612 | \$14,573 | \$86.94 |
| CALIFORNIA | 3 | 3 | 1,048 | \$26 | \$24.72 |
| COLORADO | 1,112 | 686 | 129,133 | \$8,006 | \$62.00 |
| DELAWARE | 252 | 157 | 3,048 | \$478 | \$156.72 |
| FLORIDA | 63 | 50 | 2,140 | \$132 | \$61.90 |
| GEORGIA | 3,563 | 2,463 | 110,380 | \$8,364 | \$75.78 |
| HAWAII | 32 | 21 | 1,268 | \$62 | \$48.58 |
| IDAHO | 1,085 | 687 | 154,254 | \$9,416 | \$61.04 |
| ILLINOIS | 61,341 | 36,695 | 596,871 | \$139,591 | \$233.87 |
| INDIANA | 26,368 | 15,436 | 156,880 | \$34,851 | \$222.15 |
| IOWA | 89,999 | 48,662 | 1,329,578 | \$340,571 | \$256.15 |
| KANSAS | 11,998 | 7,672 | 346,372 | \$20,994 | \$60.61 |
| KENTUCKY | 8,621 | 4,656 | 100,794 | \$18,802 | \$186.53 |
| LOUISIANA | 3,764 | 2,489 | 223,514 | \$23,376 | \$104.58 |
| MAINE | 68 | 57 | 1,904 | \$137 | \$72.13 |
| MARYLAND | 4,081 | 2,440 | 41,620 | \$10,365 | \$249.03 |
| MASSACHUSETTS | 2 | 2 | 9 | \$1 | \$101.00 |
| MICHIGAN | 6,188 | 3,622 | 67,473 | \$11,436 | \$169.48 |
| MINNESOTA | 45,082 | 24,694 | 737,679 | \$127,685 | \$173.09 |
| MISSISSIPPI | 8,139 | 5,571 | 286,793 | \$29,461 | \$102.73 |
| MISSOURI | 15,034 | 9,699 | 383,133 | \$57,894 | \$151.11 |
| MONTANA | 1,414 | 718 | 183,055 | \$7,024 | \$38.37 |
| NEBRASKA | 11,529 | 7,497 | 266,953 | \$43,242 | \$161.98 |
| NEW JERSEY | 262 | 157 | 1,342 | \$139 | \$103.40 |
| NEW MEXICO | 493 | 344 | 112,263 | \$3,301 | \$29.40 |
| NEW YORK | 754 | 573 | 9,604 | \$949 | \$98.78 |
| NORTH CAROLINA | 1,141 | 773 | 11,766 | \$1,159 | \$98.47 |
| NORTH DAKOTA | 13,910 | 7,438 | 731,483 | \$53,487 | \$73.12 |
| OHIO | 31,603 | 17,756 | 185,860 | \$46,750 | \$251.53 |
| OKLAHOMA | 258 | 224 | 12,749 | \$520 | \$40.79 |
| OREGON | 1,746 | 1,136 | 105,868 | \$8,231 | \$77.75 |
| PENNSYLVANIA | 5,353 | 3,629 | 81,975 | \$12,638 | \$154.17 |
| PUERTO RICO | 3 | 3 | 495 | \$25 | \$51.21 |
| RHODE ISLAND | 1 | 1 | 28 | \$2 | \$74.00 |
| SOUTH CAROLINA | 1,361 | 759 | 20,971 | \$1,064 | \$50.73 |
| SOUTH DAKOTA | 24,971 | 12,317 | 797,556 | \$101,712 | \$127.53 |
| TENNESSEE | 2,682 | 1,874 | 47,858 | \$5,784 | \$120.85 |
| TEXAS | 2,926 | 1,982 | 314,246 | \$13,358 | \$42.51 |
| UTAH | 3 | 2 | 213 | \$9 | \$43.50 |
| VERMONT | 261 | 206 | 2,032 | \$238 | \$117.32 |
| VIRGINIA | 2,468 | 1,906 | 18,227 | \$1,541 | \$84.56 |
| WASHINGTON | 4,599 | 2,665 | 280,300 | \$21,785 | \$77.72 |
| WEST VIRGINIA | 385 | 331 | 4,600 | \$389 | \$84.52 |
| WISCONSIN | 9,433 | 6,150 | 131,925 | \$26,110 | \$197.91 |
| WYOMING | 58 | 41 | 10,460 | \$302 | \$28.88 |

1/ State is which land is located.

2/ Payments scheduled to be made October 2023. Includes annual incentive and maintenance allowance payments, but not one-time signing and practice incentive payments or payment reductions, such as for lands enrolled less than a full year and lands hayed or grazed.

CRP Enrollment by State as of October 2022

CREP ONLY BY AGREEMENT

| AGREEMENT | NUMBER OF CONTRACTS | NUMBER OF FARMS | ACRES | ANNUAL RENTAL PAYMENTS | |
|-----------------------------------|---------------------|-----------------|---------|------------------------|--------------|
| | | | | (\$1,000) | (\$/Acre) 2/ |
| U.S. | 44,162 | 30,573 | 694,001 | \$145,052 | \$209.01 |
| Arkansas I-Bayou Meto 1/ | 1 | 1 | 29 | \$4 | \$138.61 |
| Arkansas II-Cache River/Bayou 1/ | 5 | 3 | 390 | \$45 | \$115.11 |
| Arkansas III-Illinois River 1/ | 5 | 5 | 11 | \$1 | \$84.50 |
| Colorado II-High Plains 1/ | 21 | 14 | 699 | \$32 | \$45.59 |
| Colorado III-Rio Grande | 78 | 56 | 10,386 | \$1,852 | \$178.33 |
| Colorado I-Republican River | 61 | 53 | 10,676 | \$1,865 | \$174.69 |
| Delaware | 233 | 155 | 2,949 | \$467 | \$158.24 |
| Hawaii 1/ | 32 | 21 | 1,268 | \$62 | \$48.58 |
| Idaho-Eastern Snake River Plain | 122 | 70 | 9,812 | \$2,336 | \$238.07 |
| Illinois | 3,021 | 2,313 | 48,075 | \$14,040 | \$292.03 |
| Indiana | 2,039 | 1,568 | 21,656 | \$6,334 | \$292.46 |
| Iowa | 121 | 118 | 3,249 | \$1,099 | \$338.09 |
| Kansas-Upper Arkansas River | 124 | 87 | 22,692 | \$2,983 | \$131.44 |
| Kentucky-Green River 1/ | 534 | 269 | 16,030 | \$3,548 | \$221.36 |
| Maryland | 3,843 | 2,372 | 40,857 | \$10,269 | \$251.35 |
| Michigan | 1,645 | 1,115 | 18,732 | \$3,500 | \$186.86 |
| Minnesota II - Mississippi 1/ | 5 | 5 | 57 | \$9 | \$161.39 |
| Minnesota II - Missouri/Des 1/ | 3 | 2 | 151 | \$24 | \$158.81 |
| Minnesota II - Red River 1/ | 1 | 1 | 41 | \$3 | \$84.60 |
| Minnesota Water Quality | 696 | 595 | 30,267 | \$9,549 | \$315.51 |
| Mississippi Delta | 142 | 116 | 6,032 | \$864 | \$143.25 |
| Missouri 1/ | 98 | 80 | 3,073 | \$344 | \$112.05 |
| Montana | 104 | 46 | 10,786 | \$688 | \$63.79 |
| ND Riparian Project | 10 | 9 | 1,051 | \$56 | \$53.03 |
| Nebraska I-Central Basins 1/ | 142 | 133 | 1,183 | \$153 | \$129.49 |
| Nebraska II-Platte Republican | 466 | 359 | 40,070 | \$7,872 | \$196.45 |
| New Jersey | 208 | 128 | 555 | \$88 | \$159.36 |
| New York III-State Wide | 506 | 388 | 5,950 | \$666 | \$111.97 |
| New York II-Syracuse | 11 | 6 | 44 | \$6 | \$127.09 |
| New York I-New York City | 125 | 98 | 1,231 | \$127 | \$103.59 |
| North Carolina | 267 | 216 | 3,194 | \$417 | \$130.47 |
| Ohio III-Scioto River Basin | 2,885 | 2,004 | 58,852 | \$20,592 | \$349.90 |
| Ohio II-Upper Big Walnut Creek | 4 | 4 | 9 | \$2 | \$169.68 |
| Ohio I-Lake Erie | 11,530 | 7,383 | 50,396 | \$13,169 | \$261.31 |
| Oklahoma 1/ | 52 | 46 | 494 | \$31 | \$62.75 |
| Oregon | 1,382 | 919 | 44,647 | \$4,294 | \$96.17 |
| Pennsylvania I-Chesapeake Bay | 4,742 | 3,188 | 71,629 | \$11,618 | \$162.20 |
| Pennsylvania III - Delaware River | 8 | 6 | 90 | \$15 | \$164.93 |
| Pennsylvania II-Ohio River Basin | 597 | 430 | 10,215 | \$1,001 | \$97.99 |
| South Dakota-James River | 953 | 606 | 76,453 | \$11,013 | \$144.05 |
| Vermont | 255 | 204 | 2,004 | \$237 | \$118.14 |
| Virginia II-Chesapeake Bay | 1,062 | 844 | 9,044 | \$811 | \$89.67 |
| Virginia I-Southern Rivers | 1,039 | 845 | 6,041 | \$496 | \$82.07 |
| Washington | 1,096 | 898 | 13,198 | \$3,531 | \$267.54 |
| West Virginia | 384 | 330 | 4,597 | \$389 | \$84.55 |
| Wisconsin | 3,504 | 2,464 | 35,133 | \$8,551 | \$243.38 |

1/ State is which land is located.

2/ Payments scheduled to be made October 2023. Includes annual incentive and maintenance allowance payments, but not one-time signing and practice incentive payments or payment reductions, such as for lands enrolled less than a full year and lands hayed or grazed.

CRP Enrollment by State as of October 2022

CONTINUOUS NON-CREP

| STATE 1/ | NUMBER OF CONTRACTS | NUMBER OF FARMS | ACRES | ANNUAL RENTAL PAYMENTS | |
|----------------|------------------------|--------------------|-----------|------------------------|--------------|
| | | | | (\$1,000) | (\$/Acre) 2/ |
| U.S. | 352,144 | 208,739 | 7,165,154 | \$1,003,095 | \$139.93 |
| ALABAMA | 1,011 | 804 | 34,217 | \$1,737 | \$50.78 |
| ALASKA | 6 | 5 | 693 | \$32 | \$45.79 |
| ARKANSAS | 4,001 | 2,440 | 165,224 | \$14,358 | \$86.90 |
| CALIFORNIA | 3 | 3 | 1,048 | \$26 | \$24.72 |
| COLORADO | 951 | 565 | 107,212 | \$4,249 | \$39.63 |
| DELAWARE | 19 | 13 | 99 | \$11 | \$111.42 |
| FLORIDA | 63 | 50 | 2,140 | \$132 | \$61.90 |
| GEORGIA | 3,563 | 2,463 | 110,380 | \$8,364 | \$75.78 |
| IDAHO | 961 | 613 | 144,408 | \$7,075 | \$48.99 |
| ILLINOIS | 58,213 | 35,260 | 546,886 | \$125,024 | \$228.60 |
| INDIANA | 24,259 | 14,437 | 134,536 | \$28,376 | \$210.92 |
| IOWA | 85,041 | 46,703 | 1,233,714 | \$312,890 | \$253.29 |
| KANSAS | 11,796 | 7,543 | 322,190 | \$17,924 | \$55.63 |
| KENTUCKY | 8,087 | 4,399 | 84,765 | \$15,253 | \$179.95 |
| LOUISIANA | 3,719 | 2,465 | 219,958 | \$23,028 | \$104.69 |
| MAINE | 68 | 57 | 1,904 | \$137 | \$72.13 |
| MARYLAND | 238 | 202 | 763 | \$95 | \$124.74 |
| MASSACHUSETTS | 2 | 2 | 9 | \$1 | \$101.00 |
| MICHIGAN | 4,541 | 2,840 | 48,719 | \$7,933 | \$162.83 |
| MINNESOTA | 42,725 | 23,872 | 677,975 | \$112,546 | \$166.00 |
| MISSISSIPPI | 7,899 | 5,423 | 268,685 | \$27,389 | \$101.94 |
| MISSOURI | 14,933 | 9,646 | 379,853 | \$57,527 | \$151.45 |
| MONTANA | 1,307 | 668 | 172,014 | \$6,333 | \$36.78 |
| NEBRASKA | 10,653 | 7,014 | 222,847 | \$34,709 | \$155.73 |
| NEW JERSEY | 54 | 44 | 787 | \$50 | \$63.96 |
| NEW MEXICO | 493 | 344 | 112,263 | \$3,301 | \$29.40 |
| NEW YORK | 112 | 92 | 2,379 | \$149 | \$62.78 |
| NORTH CAROLINA | 872 | 611 | 8,514 | \$736 | \$86.46 |
| NORTH DAKOTA | 11,342 | 6,563 | 613,604 | \$41,795 | \$68.10 |
| OHIO | 17,137 | 11,013 | 76,317 | \$12,939 | \$169.49 |
| OKLAHOMA | 203 | 175 | 12,086 | \$480 | \$39.70 |
| OREGON | 364 | 288 | 61,221 | \$3,937 | \$64.31 |
| PENNSYLVANIA | 6 | 5 | 41 | \$4 | \$89.92 |
| PUERTO RICO | 3 | 3 | 495 | \$25 | \$51.21 |
| RHODE ISLAND | 1 | 1 | 28 | \$2 | \$74.00 |
| SOUTH CAROLINA | 1,361 | 759 | 20,971 | \$1,064 | \$50.73 |
| SOUTH DAKOTA | 20,679 | 10,900 | 636,581 | \$78,000 | \$122.51 |
| TENNESSEE | 2,682 | 1,876 | 47,858 | \$5,784 | \$120.85 |
| TEXAS | 2,926 | 1,982 | 314,246 | \$13,358 | \$42.51 |
| UTAH | 3 | 3 | 213 | \$9 | \$43.50 |
| VERMONT | 6 | 6 | 28 | \$2 | \$59.50 |
| VIRGINIA | 367 | 283 | 3,142 | \$235 | \$74.65 |
| WASHINGTON | 3,503 | 1,895 | 267,125 | \$18,258 | \$68.35 |
| WEST VIRGINIA | 1 | 1 | 3 | \$0 | \$38.00 |
| WISCONSIN | 5,912 | 4,367 | 96,553 | \$17,514 | \$181.39 |
| WYOMING | 58 | 41 | 10,460 | \$302 | \$28.88 |

1/ State is which land is located.

2/ Payments scheduled to be made October 2023. Includes annual incentive and maintenance allowance payments, but not one-time signing and practice incentive payments or payment reductions, such as for lands enrolled less than a full year and lands hayed or grazed.

CRP Enrollment by State as of October 2022

FARMABLE WETLANDS PROGRAM

| STATE 1/ | NUMBER OF CONTRACTS | NUMBER OF FARMS | ACRES | ANNUAL RENTAL PAYMENTS | |
|----------------|------------------------|--------------------|---------|------------------------|--------------|
| | | | | (\$1,000) | (\$/Acre) 2/ |
| U.S. | 13,230 | 10,348 | 349,106 | \$60,333 | \$172.32 |
| ALABAMA | 3 | 3 | 14 | \$1 | \$36.59 |
| ARKANSAS | 18 | 12 | 1,958 | \$164 | \$83.97 |
| COLORADO | 1 | 1 | 160 | \$8 | \$52.45 |
| IDAHO | 1 | 1 | 6 | \$0 | \$78.55 |
| ILLINOIS | 108 | 98 | 1,923 | \$539 | \$280.42 |
| INDIANA | 70 | 64 | 688 | \$142 | \$206.02 |
| IOWA | 4,898 | 4,077 | 93,358 | \$27,220 | \$291.58 |
| KANSAS | 78 | 75 | 1,490 | \$87 | \$58.39 |
| LOUISIANA | 45 | 34 | 3,556 | \$348 | \$97.79 |
| MICHIGAN | 2 | 2 | 22 | \$2 | \$110.02 |
| MINNESOTA | 1,653 | 1,447 | 29,199 | \$5,555 | \$190.28 |
| MISSISSIPPI | 98 | 86 | 12,076 | \$1,208 | \$100.03 |
| MISSOURI | 3 | 2 | 206 | \$23 | \$110.64 |
| MONTANA | 5 | 4 | 292 | \$11 | \$36.16 |
| NEBRASKA | 270 | 234 | 2,891 | \$522 | \$180.73 |
| NORTH CAROLINA | 2 | 2 | 58 | \$6 | \$99.53 |
| NORTH DAKOTA | 2,561 | 1,659 | 116,835 | \$11,647 | \$99.69 |
| OHIO | 49 | 48 | 302 | \$54 | \$178.40 |
| OKLAHOMA | 3 | 3 | 169 | \$9 | \$54.32 |
| SOUTH DAKOTA | 3,344 | 2,479 | 84,685 | \$12,740 | \$150.44 |
| WASHINGTON | 1 | 1 | 6 | \$1 | \$110.40 |
| WISCONSIN | 17 | 16 | 240 | \$46 | \$190.41 |

1/ State is which land is located.

2/ Payments scheduled to be made October 2023. Includes annual incentive and maintenance allowance payments, but not one-time signing and practice incentive payments or payment reductions, such as for lands enrolled less than a full year and lands hayed or grazed.

CRP Enrollment by State as of October 2022

GRASSLANDS SIGNUP

| STATE 1/ | NUMBER OF CONTRACTS | NUMBER OF FARMS | ACRES | ANNUAL RENTAL PAYMENTS | |
|----------------|------------------------|--------------------|-----------|------------------------|--------------|
| | | | | (\$1,000) | (\$/Acre) 2/ |
| U.S. | 18,789 | 10,371 | 6,319,235 | \$98,724 | \$15.62 |
| ALABAMA | 98 | 82 | 12,189 | \$197 | \$16.15 |
| ARIZONA | 4 | 4 | 15,199 | \$208 | \$13.70 |
| ARKANSAS | 8 | 8 | 452 | \$6 | \$14.35 |
| CALIFORNIA | 34 | 26 | 39,637 | \$595 | \$15.01 |
| COLORADO | 2,705 | 1,281 | 1,173,938 | \$19,185 | \$16.34 |
| FLORIDA | 22 | 14 | 1,478 | \$30 | \$20.02 |
| GEORGIA | 294 | 231 | 18,123 | \$383 | \$21.16 |
| HAWAII | 7 | 3 | 3,700 | \$41 | \$11.00 |
| IDAHO | 23 | 20 | 38,228 | \$426 | \$11.15 |
| ILLINOIS | 28 | 23 | 1,248 | \$37 | \$29.96 |
| INDIANA | 17 | 13 | 298 | \$10 | \$33.67 |
| IOWA | 89 | 74 | 3,779 | \$145 | \$38.41 |
| KANSAS | 1,295 | 768 | 335,348 | \$5,699 | \$16.99 |
| KENTUCKY | 115 | 69 | 5,314 | \$129 | \$24.36 |
| LOUISIANA | 8 | 6 | 1,382 | \$26 | \$19.14 |
| MAINE | 2 | 2 | 89 | \$1 | \$15.46 |
| MARYLAND | 13 | 13 | 1,068 | \$36 | \$34.01 |
| MICHIGAN | 384 | 223 | 26,902 | \$444 | \$16.52 |
| MINNESOTA | 237 | 187 | 11,540 | \$300 | \$26.01 |
| MISSISSIPPI | 20 | 18 | 858 | \$12 | \$14.51 |
| MISSOURI | 47 | 35 | 3,414 | \$87 | \$25.50 |
| MONTANA | 1,333 | 337 | 320,204 | \$3,972 | \$12.41 |
| NEBRASKA | 3,156 | 1,878 | 1,230,768 | \$18,453 | \$14.99 |
| NEVADA | 4 | 3 | 2,968 | \$30 | \$10.12 |
| NEW JERSEY | 5 | 4 | 173 | \$3 | \$20.19 |
| NEW MEXICO | 934 | 555 | 601,225 | \$9,561 | \$15.90 |
| NEW YORK | 79 | 69 | 3,172 | \$68 | \$21.45 |
| NORTH CAROLINA | 30 | 23 | 934 | \$17 | \$18.65 |
| NORTH DAKOTA | 447 | 273 | 105,287 | \$1,708 | \$16.23 |
| OHIO | 382 | 329 | 13,012 | \$308 | \$23.67 |
| OKLAHOMA | 1,309 | 846 | 304,152 | \$5,293 | \$17.40 |
| OREGON | 216 | 138 | 146,339 | \$1,806 | \$12.34 |
| PENNSYLVANIA | 26 | 25 | 1,066 | \$25 | \$23.84 |
| SOUTH CAROLINA | 38 | 26 | 1,907 | \$37 | \$19.54 |
| SOUTH DAKOTA | 3,621 | 1,511 | 1,203,289 | \$19,317 | \$16.05 |
| TENNESSEE | 68 | 53 | 3,834 | \$55 | \$14.45 |
| TEXAS | 989 | 730 | 321,641 | \$5,531 | \$17.20 |
| UTAH | 80 | 53 | 55,959 | \$565 | \$10.09 |
| VIRGINIA | 154 | 118 | 5,527 | \$95 | \$17.28 |
| WASHINGTON | 36 | 19 | 19,150 | \$219 | \$11.45 |
| WEST VIRGINIA | 71 | 47 | 5,100 | \$64 | \$12.58 |
| WISCONSIN | 47 | 43 | 1,138 | \$30 | \$26.70 |
| WYOMING | 314 | 191 | 278,210 | \$3,564 | \$12.81 |

1/ State is which land is located.

2/ Payments scheduled to be made October 2023. Includes annual incentive and maintenance allowance payments, but not one-time signing and practice incentive payments or payment reductions, such as for lands enrolled less than a full year and lands hayed or grazed.

CRP Contract Expirations by Year 1/ Acres as of October 2022

| STATE | 2023 | 2024 | 2025 | 2026 | 2027 | 2028 | 2029 | 2030+ |
|----------------|------------------|----------------|----------------|------------------|------------------|----------------|----------------|-------------------|
| ALABAMA | 19,476 | 3,787 | 3,997 | 4,863 | 2,761 | 2,597 | 1,995 | 70,573 |
| ALASKA | 50 | 0 | 0 | 0 | 0 | 0 | 0 | 11,438 |
| ARIZONA | 0 | 0 | 0 | 0 | 0 | 0 | 0 | 15,199 |
| ARKANSAS | 19,492 | 10,102 | 14,307 | 13,429 | 11,918 | 7,142 | 9,585 | 107,959 |
| CALIFORNIA | 3,244 | 0 | 0 | 718 | 1,000 | 0 | 0 | 58,882 |
| COLORADO | 159,645 | 7,968 | 2,999 | 62,418 | 17,742 | 5,608 | 3,553 | 2,194,639 |
| DELAWARE | 221 | 105 | 104 | 284 | 99 | 76 | 168 | 2,071 |
| FLORIDA | 2,161 | 61 | 223 | 473 | 311 | 122 | 615 | 3,940 |
| GEORGIA | 17,441 | 11,957 | 18,027 | 8,226 | 4,532 | 3,333 | 13,706 | 83,607 |
| HAWAII | 0 | 147 | 2 | 329 | 0 | 273 | 225 | 3,993 |
| IDAHO | 50,147 | 21,434 | 12,380 | 20,238 | 30,685 | 128 | 107 | 243,390 |
| ILLINOIS | 94,370 | 34,313 | 71,306 | 122,249 | 99,878 | 34,487 | 40,433 | 316,494 |
| INDIANA | 24,560 | 9,322 | 18,388 | 27,434 | 19,690 | 9,536 | 5,829 | 77,356 |
| IOWA | 111,453 | 74,617 | 154,098 | 274,567 | 303,496 | 33,928 | 52,080 | 681,489 |
| KANSAS | 129,996 | 15,283 | 176,165 | 117,586 | 91,777 | 27,165 | 13,303 | 1,267,238 |
| KENTUCKY | 25,115 | 7,876 | 12,592 | 19,818 | 17,204 | 3,352 | 2,278 | 61,416 |
| LOUISIANA | 9,937 | 19,734 | 20,091 | 7,788 | 17,523 | 11,560 | 36,203 | 129,274 |
| MAINE | 2,024 | 1 | 10 | 25 | 2 | 15 | 0 | 1,154 |
| MARYLAND | 4,201 | 3,580 | 3,466 | 3,165 | 4,844 | 3,063 | 2,675 | 18,320 |
| MASSACHUSETTS | 0 | 0 | 0 | 0 | 0 | 0 | 9 | 0 |
| MICHIGAN | 12,718 | 4,146 | 4,183 | 12,232 | 6,899 | 7,280 | 3,374 | 64,582 |
| MINNESOTA | 65,540 | 42,532 | 55,263 | 82,793 | 94,615 | 61,272 | 59,556 | 511,728 |
| MISSISSIPPI | 39,748 | 14,328 | 25,263 | 33,946 | 28,021 | 14,926 | 20,096 | 299,175 |
| MISSOURI | 111,273 | 23,417 | 30,569 | 70,456 | 38,204 | 9,239 | 4,549 | 422,155 |
| MONTANA | 125,190 | 3,859 | 10,361 | 27,041 | 90,198 | 12,577 | 2,369 | 545,938 |
| NEBRASKA | 50,672 | 17,803 | 58,619 | 72,484 | 71,216 | 19,567 | 5,549 | 1,550,775 |
| NEVADA | 0 | 0 | 0 | 0 | 0 | 0 | 0 | 2,968 |
| NEW JERSEY | 126 | 55 | 182 | 138 | 206 | 71 | 47 | 836 |
| NEW MEXICO | 27,867 | 3,565 | 6,241 | 14,229 | 18,573 | 0 | 0 | 735,419 |
| NEW YORK | 1,590 | 587 | 738 | 1,145 | 1,329 | 599 | 350 | 9,074 |
| NORTH CAROLINA | 3,764 | 1,236 | 2,042 | 2,342 | 726 | 539 | 478 | 10,853 |
| NORTH DAKOTA | 103,606 | 37,678 | 60,594 | 57,441 | 109,344 | 35,374 | 33,663 | 690,033 |
| OHIO | 20,327 | 8,442 | 14,044 | 15,782 | 18,863 | 8,610 | 6,055 | 134,620 |
| OKLAHOMA | 50,096 | 1,520 | 1,962 | 15,851 | 1,959 | 739 | 69 | 562,072 |
| OREGON | 57,920 | 1,628 | 3,127 | 40,267 | 26,604 | 5,199 | 1,501 | 466,448 |
| PENNSYLVANIA | 6,005 | 6,209 | 5,923 | 5,212 | 8,393 | 7,615 | 6,150 | 37,668 |
| PUERTO RICO | 60 | 435 | 0 | 0 | 0 | 0 | 0 | 0 |
| RHODE ISLAND | 0 | 28 | 0 | 0 | 0 | 0 | 0 | 0 |
| SOUTH CAROLINA | 4,233 | 1,871 | 3,629 | 1,566 | 2,416 | 2,219 | 1,220 | 10,635 |
| SOUTH DAKOTA | 77,744 | 55,574 | 71,267 | 81,010 | 108,861 | 38,877 | 47,240 | 1,621,371 |
| TENNESSEE | 22,698 | 1,991 | 4,523 | 14,376 | 7,043 | 1,082 | 742 | 47,360 |
| TEXAS | 293,273 | 23,134 | 55,382 | 88,548 | 31,813 | 2,449 | 7,222 | 1,683,141 |
| UTAH | 5,984 | 195 | 0 | 1,060 | 0 | 6 | 0 | 151,204 |
| VERMONT | 205 | 256 | 154 | 86 | 67 | 74 | 64 | 1,127 |
| VIRGINIA | 2,726 | 908 | 2,468 | 2,930 | 1,044 | 845 | 459 | 18,670 |
| WASHINGTON | 193,509 | 9,172 | 31,637 | 165,343 | 31,550 | 3,635 | 7,479 | 529,817 |
| WEST VIRGINIA | 300 | 452 | 336 | 555 | 186 | 298 | 171 | 7,402 |
| WISCONSIN | 19,468 | 6,727 | 12,021 | 19,861 | 17,825 | 6,407 | 2,636 | 106,880 |
| WYOMING | 7,800 | 151 | 179 | 10,116 | 436 | 253 | 0 | 355,359 |
| TOTALS: | 1,977,972 | 488,186 | 968,862 | 1,520,421 | 1,339,851 | 382,138 | 393,799 | 15,925,741 |

1/ Includes general and continuous sign-up acreage.

Note: Contracts expire at the end of the fiscal year, September 30.

State Acres for Wildlife Enhancement (SAFE) Active Acres as of October 2022

| STATE | CP38 BUFFERS | CP38B WETLANDS | CP38C TREES | CP38D LONGLEAF PINE | CP38E GRASS | TOTAL ACRES |
|----------------|-----------------|-------------------|----------------|---------------------------|------------------|------------------|
| ALABAMA | | | | | 2,283 | 2,283 |
| ARKANSAS | | 1,803 | 4,884 | | 10,302 | 16,989 |
| COLORADO | | | | | 102,672 | 102,672 |
| FLORIDA | | | 9 | | | 9 |
| GEORGIA | | | 19,833 | | | 19,833 |
| IDAHO | 118 | | | | 116,245 | 116,363 |
| ILLINOIS | 126 | 332 | 71 | | 40,672 | 41,201 |
| INDIANA | | 163 | 6,899 | | 52,307 | 59,369 |
| IOWA | 282 | 692 | 1,932 | | 467,442 | 470,348 |
| KANSAS | | 10,204 | | | 254,261 | 264,465 |
| KENTUCKY | 196 | | 81 | | 32,539 | 32,816 |
| LOUISIANA | | | 261 | | 215 | 477 |
| MAINE | | | | | 1,855 | 1,855 |
| MICHIGAN | 318 | 630 | | | 21,105 | 22,053 |
| MINNESOTA | | | | | 128,085 | 128,085 |
| MISSISSIPPI | | 41 | 1,200 | | 10,525 | 11,766 |
| MISSOURI | 2,682 | | | | 55,862 | 58,544 |
| MONTANA | | 639 | | | 90,529 | 91,168 |
| NEBRASKA | | 1,939 | | | 113,224 | 115,164 |
| NEW JERSEY | 5 | 2 | 51 | | 851 | 908 |
| NEW MEXICO | | | | | 4,802 | 4,802 |
| NEW YORK | | | | | 1,761 | 1,761 |
| NORTH CAROLINA | | | | | 502 | 502 |
| NORTH DAKOTA | | 14,858 | | | 332,173 | 347,031 |
| OHIO | | 77 | 22 | | 39,131 | 39,229 |
| OKLAHOMA | | | | | 8,223 | 8,223 |
| OREGON | | | | | 9,616 | 9,616 |
| SOUTH CAROLINA | | | | | 798 | 798 |
| SOUTH DAKOTA | | 788 | | | 222,063 | 222,851 |
| TENNESSEE | | 19 | 56 | | 8,432 | 8,507 |
| TEXAS | | | | | 210,485 | 210,485 |
| VIRGINIA | | | 5 | 509 | | 514 |
| WASHINGTON | 601 | | | | 124,294 | 124,896 |
| WISCONSIN | | 64 | | | 40,744 | 40,808 |
| WYOMING | | | | | 7,857 | 7,857 |
| TOTALS: | 4,329 | 32,250 | 35,306 | 509 | 2,511,855 | 2,584,248 |

| SAFE Practice | Applicable CRP Practices |
|---------------------|--|
| CP38A Buffers | CP8A, CP15A, CP15B, CP21, CP22, CP33, CP43 |
| CP38B Wetlands | CP9, CP23, CP23A, CP25, CP27, CP28, CP37 |
| CP38C Trees | CP3, CP3A, CP16A, CP17A, CP25, CP31 |
| CP38D Longleaf Pine | CP36 |
| CP38E Grass | CP1, CP2, CP4D, CP12, CP18B, CP18C, CP24, CP25, CP42 |

Conservation Reserve Program - Organic Buffers as of October 2022

| ORGANIC OPERATION STATUS | NUMBER OF CONTRACTS | PRACTICE ACRES |
|--|---------------------|----------------|
| ADJACENT TO ORGANIC FARM | 108 | 1,309.3 |
| CP21 | 46 | 214.4 |
| CP33 | 5 | 33.7 |
| CP42 | 51 | 1,046.6 |
| CP5A | 6 | 14.6 |
| CERTIFIED FARM | 273 | 5,648.2 |
| CP21 | 136 | 1,050.6 |
| CP33 | 17 | 200.9 |
| CP42 | 119 | 4,390.5 |
| CP5A | 1 | 6.1 |
| REPORTED AS TRANSITIONING TO ORGANIC PRODUCTION | 88 | 980.5 |
| CP16A | 2 | 1.3 |
| CP21 | 22 | 162.3 |
| CP33 | 4 | 28.4 |
| CP42 | 60 | 788.5 |
| TOTALS: | 469 | 7,938.0 |

Conservation Practices Installed on CRP Cumulative, as of October 2022

| STATE | GRASS PLANTINGS | | TREE PLANTINGS | | | WILDLIFE HABITAT (CP4D) | WILDLIFE CORRIDORS (CP4B) | FIELD WINDBREAKS (CP5) |
|----------------|------------------|------------------|-----------------|-------------------------|------------------|-------------------------|---------------------------|------------------------|
| | INTROD. (CP1) | NATIVE (CP2) | SOFTWOODS (CP3) | LONGLEAF PINE (CP3A) 1/ | HARDWOODS (CP3A) | | | |
| ALABAMA | 5,699 | 2,678 | 47,510 | 4,431 | 1,031 | 3,514 | 5 | 0 |
| ALASKA | 3,285 | 7,796 | 0 | 0 | 0 | 0 | 0 | 0 |
| ARIZONA | 0 | 0 | 0 | 0 | 0 | 0 | 0 | 0 |
| ARKANSAS | 2,244 | 3,556 | 8,110 | 0 | 10,207 | 923 | 5 | 0 |
| CALIFORNIA | 10,457 | 0 | 0 | 0 | 0 | 13,677 | 0 | 0 |
| COLORADO | 66,841 | 826,077 | 0 | 0 | 0 | 266,485 | 0 | 709 |
| DELAWARE | 15 | 23 | 0 | 0 | 1,953 | 382 | 0 | 0 |
| FLORIDA | 4 | 2 | 3,726 | 550 | 0 | 0 | 0 | 0 |
| GEORGIA | 137 | 61 | 24,365 | 5,052 | 56 | 779 | 0 | 0 |
| HAWAII | 0 | 0 | 0 | 0 | 13 | 0 | 0 | 0 |
| IDAHO | 161,122 | 13,861 | 4,048 | 0 | 0 | 38,021 | 0 | 39 |
| ILLINOIS | 180,352 | 49,553 | 1,751 | 0 | 27,220 | 61,481 | 10 | 1,749 |
| INDIANA | 12,648 | 8,356 | 84 | 0 | 10,224 | 3,923 | 10 | 1,041 |
| IOWA | 232,017 | 83,824 | 432 | 0 | 14,796 | 30,206 | 62 | 5,790 |
| KANSAS | 8,589 | 445,919 | 6 | 0 | 191 | 198,129 | 28 | 671 |
| KENTUCKY | 24,412 | 15,231 | 92 | 0 | 2,776 | 151 | 0 | 0 |
| LOUISIANA | 294 | 419 | 12,547 | 4,210 | 9,471 | 707 | 0 | 0 |
| MAINE | 1,145 | 0 | 73 | 0 | 0 | 21 | 0 | 0 |
| MARYLAND | 5,706 | 1,604 | 446 | 0 | 298 | 910 | 0 | 0 |
| MASSACHUSETTS | 0 | 0 | 0 | 0 | 0 | 0 | 0 | 0 |
| MICHIGAN | 11,316 | 7,553 | 1,708 | 0 | 1,220 | 3,039 | 96 | 1,067 |
| MINNESOTA | 49,437 | 24,585 | 6,670 | 0 | 9,745 | 39,865 | 9 | 5,185 |
| MISSISSIPPI | 20,064 | 1,976 | 161,694 | 3,812 | 25,606 | 1,534 | 0 | 0 |
| MISSOURI | 385,438 | 109,783 | 369 | 0 | 10,044 | 1,278 | 2 | 39 |
| MONTANA | 225,503 | 90,843 | 0 | 0 | 0 | 2,668 | 0 | 37 |
| NEBRASKA | 29,295 | 217,135 | 40 | 0 | 157 | 19,130 | 0 | 21,582 |
| NEVADA | 0 | 0 | 0 | 0 | 0 | 0 | 0 | 0 |
| NEW JERSEY | 0 | 0 | 0 | 0 | 0 | 0 | 0 | 0 |
| NEW MEXICO | 32,202 | 167,506 | 0 | 0 | 0 | 0 | 0 | 0 |
| NEW YORK | 4,077 | 170 | 194 | 0 | 47 | 291 | 0 | 0 |
| NORTH CAROLINA | 401 | 52 | 7,921 | 587 | 2,592 | 392 | 0 | 6 |
| NORTH DAKOTA | 95,088 | 6,611 | 37 | 0 | 92 | 86,496 | 0 | 1,628 |
| OHIO | 9,415 | 36,418 | 1,255 | 0 | 4,302 | 6,519 | 10 | 2,898 |
| OKLAHOMA | 102,625 | 209,911 | 0 | 0 | 120 | 782 | 0 | 11 |
| OREGON | 272,075 | 77,825 | 1,205 | 0 | 39 | 7,598 | 0 | 0 |
| PENNSYLVANIA | 48,260 | 15,476 | 33 | 0 | 72 | 2,834 | 0 | 0 |
| PUERTO RICO | 0 | 0 | 0 | 0 | 0 | 0 | 0 | 0 |
| RHODE ISLAND | 0 | 0 | 0 | 0 | 0 | 0 | 0 | 0 |
| SOUTH CAROLINA | 3 | 2 | 4,271 | 207 | 24 | 297 | 0 | 9 |
| SOUTH DAKOTA | 26,832 | 24,182 | 2 | 0 | 0 | 19,901 | 6 | 15,658 |
| TENNESSEE | 25,982 | 19,710 | 19,112 | 0 | 2,588 | 881 | 0 | 0 |
| TEXAS | 229,171 | 1,327,969 | 447 | 0 | 10 | 27,208 | 459 | 0 |
| UTAH | 98,180 | 1,767 | 0 | 0 | 0 | 2,305 | 0 | 0 |
| VERMONT | 0 | 0 | 0 | 0 | 0 | 0 | 0 | 0 |
| VIRGINIA | 1,091 | 483 | 4,422 | 0 | 11 | 242 | 0 | 0 |
| WASHINGTON | 351,361 | 325,958 | 2,655 | 0 | 0 | 73,589 | 0 | 6 |
| WEST VIRGINIA | 115 | 0 | 0 | 0 | 0 | 0 | 0 | 0 |
| WISCONSIN | 59,588 | 22,443 | 5,363 | 0 | 11,904 | 2,224 | 59 | 97 |
| WYOMING | 85,304 | 923 | 0 | 0 | 0 | 0 | 0 | 44 |
| TOTALS: | 2,877,789 | 4,148,238 | 320,587 | 18,850 | 146,809 | 918,386 | 762 | 58,267 |

1/ See also CP36.

Conservation Practices Installed on CRP Cumulative, as of October 2022, Con't.

| STATE | DIVERSIONS & EROSION CONTROL STRUCT. 1/ | GRASS WATER- WAYS (CP8) | SHALLOW WATER FOR WILDLIFE (CP9) | EXISTING GRASS (CP10) | EXISTING TREES (CP11) | WILDLIFE FOOD PLOTS (CP12) | CONTOUR GRASS STRIPS (CP15) | SHELTER- BELTS (CP16) |
|----------------|--|----------------------------------|---|-----------------------------|-----------------------------|-------------------------------------|--------------------------------------|-----------------------------|
| ALABAMA | 0 | 8 | 95 | 0 | 0 | 321 | 0 | 0 |
| ALASKA | 0 | 0 | 0 | 0 | 0 | 0 | 0 | 0 |
| ARIZONA | 0 | 0 | 0 | 0 | 0 | 0 | 0 | 0 |
| ARKANSAS | 0 | 5 | 420 | 318 | 187 | 218 | 0 | 0 |
| CALIFORNIA | 0 | 0 | 0 | 0 | 0 | 25 | 0 | 0 |
| COLORADO | 0 | 175 | 0 | 0 | 0 | 40 | 0 | 1,599 |
| DELAWARE | 0 | 1 | 162 | 0 | 0 | 1 | 0 | 0 |
| FLORIDA | 0 | 0 | 0 | 0 | 0 | 5 | 0 | 0 |
| GEORGIA | 0 | 2 | 13 | 0 | 0 | 70 | 0 | 0 |
| HAWAII | 0 | 0 | 0 | 0 | 0 | 0 | 0 | 0 |
| IDAHO | 0 | 0 | 20 | 0 | 0 | 6 | 37 | 10 |
| ILLINOIS | 0 | 26,744 | 3,390 | 218 | 387 | 3,792 | 652 | 129 |
| INDIANA | 0 | 14,774 | 791 | 31 | 144 | 225 | 11 | 13 |
| IOWA | 0 | 31,091 | 8,542 | 962 | 5 | 2,484 | 7,731 | 1,680 |
| KANSAS | 0 | 4,204 | 745 | 0 | 0 | 2,631 | 1,489 | 256 |
| KENTUCKY | 0 | 4,647 | 1,571 | 0 | 0 | 302 | 0 | 0 |
| LOUISIANA | 0 | 1 | 251 | 0 | 14 | 616 | 0 | 0 |
| MAINE | 0 | 20 | 0 | 0 | 0 | 0 | 0 | 0 |
| MARYLAND | 0 | 162 | 829 | 0 | 0 | 6 | 1 | 0 |
| MASSACHUSETTS | 0 | 0 | 0 | 0 | 0 | 0 | 0 | 0 |
| MICHIGAN | 36 | 230 | 916 | 199 | 0 | 383 | 0 | 13 |
| MINNESOTA | 0 | 2,650 | 91 | 2,835 | 495 | 2,713 | 370 | 2,603 |
| MISSISSIPPI | 0 | 0 | 437 | 0 | 0 | 1,022 | 17 | 0 |
| MISSOURI | 0 | 1,275 | 1,277 | 76 | 0 | 2,093 | 327 | 10 |
| MONTANA | 0 | 46 | 0 | 691 | 0 | 158 | 0 | 57 |
| NEBRASKA | 0 | 940 | 103 | 0 | 0 | 490 | 161 | 660 |
| NEVADA | 0 | 0 | 0 | 0 | 0 | 0 | 0 | 0 |
| NEW JERSEY | 0 | 134 | 0 | 0 | 0 | 0 | 1 | 0 |
| NEW MEXICO | 0 | 0 | 0 | 0 | 0 | 0 | 0 | 0 |
| NEW YORK | 0 | 22 | 0 | 279 | 16 | 24 | 0 | 0 |
| NORTH CAROLINA | 0 | 144 | 95 | 0 | 0 | 1 | 0 | 5 |
| NORTH DAKOTA | 0 | 52 | 0 | 1,037 | 0 | 812 | 1 | 1,689 |
| OHIO | 0 | 11,215 | 422 | 233 | 5 | 254 | 12 | 49 |
| OKLAHOMA | 0 | 69 | 24 | 0 | 0 | 245 | 0 | 0 |
| OREGON | 0 | 10 | 0 | 0 | 0 | 109 | 0 | 0 |
| PENNSYLVANIA | 0 | 132 | 31 | 223 | 0 | 197 | 20 | 0 |
| PUERTO RICO | 0 | 0 | 0 | 0 | 0 | 0 | 60 | 0 |
| RHODE ISLAND | 0 | 0 | 0 | 0 | 0 | 0 | 0 | 0 |
| SOUTH CAROLINA | 0 | 0 | 9 | 0 | 0 | 15 | 0 | 0 |
| SOUTH DAKOTA | 0 | 1,268 | 9 | 689 | 0 | 1,437 | 20 | 8,397 |
| TENNESSEE | 0 | 154 | 89 | 0 | 0 | 160 | 17 | 0 |
| TEXAS | 0 | 631 | 45 | 8,915 | 0 | 1,479 | 65 | 0 |
| UTAH | 0 | 6 | 0 | 0 | 0 | 25 | 0 | 0 |
| VERMONT | 0 | 13 | 0 | 0 | 0 | 0 | 0 | 0 |
| VIRGINIA | 0 | 43 | 33 | 0 | 0 | 8 | 0 | 0 |
| WASHINGTON | 0 | 214 | 23 | 18 | 0 | 539 | 25,957 | 7 |
| WEST VIRGINIA | 0 | 0 | 0 | 0 | 0 | 0 | 0 | 0 |
| WISCONSIN | 0 | 933 | 1,312 | 539 | 101 | 526 | 267 | 3 |
| WYOMING | 0 | 0 | 0 | 0 | 0 | 11 | 0 | 2 |
| TOTALS: | 36 | 102,017 | 21,744 | 17,263 | 1,355 | 23,440 | 37,215 | 17,183 |

1/ Includes CP6, CP7, CP26, and CP34.

Conservation Practices Installed on CRP Cumulative, as of October 2022, Con't.

| STATE | LIVING SNOW FENCES (CP17) | SALINITY REDUCING VEGETATION (CP18) | FILTER STRIPS (CP21) | RIPARIAN BUFFERS 1/ (CP22) | WETLAND RESTORATION | | | CROSS WIND TRAP STRIPS (CP24) |
|----------------|---------------------------|-------------------------------------|----------------------|----------------------------|---------------------|----------------------|---------------------------|-------------------------------|
| | | | | | (CP23) 2/ | FLOODPLAIN (CP23) 3/ | NON-FLOODPLAIN (CP23A) 3/ | |
| ALABAMA | 0 | 0 | 254 | 18,635 | 0 | 0 | 0 | 0 |
| ALASKA | 0 | 0 | 0 | 50 | 0 | 0 | 0 | 0 |
| ARIZONA | 0 | 0 | 0 | 0 | 0 | 0 | 0 | 0 |
| ARKANSAS | 0 | 0 | 3,798 | 44,109 | 22 | 46,128 | 32,825 | 0 |
| CALIFORNIA | 0 | 0 | 0 | 49 | 0 | 0 | 0 | 0 |
| COLORADO | 14 | 7 | 42 | 359 | 26 | 0 | 1,485 | 0 |
| DELAWARE | 0 | 0 | 350 | 52 | 0 | 106 | 81 | 0 |
| FLORIDA | 0 | 0 | 0 | 0 | 0 | 0 | 0 | 0 |
| GEORGIA | 0 | 0 | 249 | 487 | 0 | 23 | 0 | 0 |
| HAWAII | 0 | 0 | 0 | 1,255 | 0 | 0 | 0 | 0 |
| IDAHO | 0 | 0 | 623 | 2,317 | 0 | 375 | 25 | 0 |
| ILLINOIS | 40 | 1 | 88,359 | 90,416 | 652 | 36,873 | 14,015 | 0 |
| INDIANA | 4 | 0 | 36,303 | 4,230 | 578 | 4,071 | 9,067 | 0 |
| IOWA | 557 | 0 | 166,731 | 37,303 | 1,692 | 109,467 | 8,891 | 0 |
| KANSAS | 35 | 319 | 13,859 | 1,847 | 0 | 2,566 | 4,160 | 37 |
| KENTUCKY | 0 | 0 | 13,184 | 6,820 | 0 | 137 | 143 | 0 |
| LOUISIANA | 0 | 0 | 262 | 3,062 | 43 | 71,705 | 92,143 | 0 |
| MAINE | 0 | 0 | 8 | 16 | 0 | 0 | 0 | 0 |
| MARYLAND | 0 | 0 | 18,299 | 9,777 | 4 | 1,705 | 420 | 0 |
| MASSACHUSETTS | 0 | 0 | 9 | 0 | 0 | 0 | 0 | 0 |
| MICHIGAN | 11 | 0 | 15,615 | 991 | 134 | 3,306 | 11,696 | 0 |
| MINNESOTA | 2,090 | 3,659 | 97,059 | 20,040 | 20,049 | 33,661 | 369,429 | 0 |
| MISSISSIPPI | 0 | 0 | 3,799 | 142,562 | 0 | 21,794 | 2,192 | 0 |
| MISSOURI | 0 | 0 | 16,922 | 16,516 | 3 | 20,604 | 1,819 | 0 |
| MONTANA | 165 | 58,816 | 98 | 1,296 | 426 | 655 | 661 | 0 |
| NEBRASKA | 85 | 472 | 10,145 | 1,033 | 99 | 9,828 | 5,019 | 0 |
| NEVADA | 0 | 0 | 0 | 0 | 0 | 0 | 0 | 0 |
| NEW JERSEY | 0 | 0 | 221 | 206 | 0 | 0 | 0 | 0 |
| NEW MEXICO | 0 | 0 | 0 | 159 | 0 | 0 | 0 | 0 |
| NEW YORK | 0 | 0 | 128 | 3,837 | 2 | 53 | 2 | 0 |
| NORTH CAROLINA | 0 | 0 | 319 | 920 | 0 | 188 | 0 | 0 |
| NORTH DAKOTA | 268 | 82,566 | 6,271 | 170 | 12,552 | 5,640 | 75,539 | 0 |
| OHIO | 0 | 0 | 60,010 | 6,068 | 342 | 5,547 | 9,097 | 0 |
| OKLAHOMA | 0 | 1,254 | 417 | 655 | 0 | 171 | 1,158 | 0 |
| OREGON | 0 | 0 | 1,167 | 27,312 | 0 | 152 | 115 | 0 |
| PENNSYLVANIA | 0 | 0 | 576 | 12,443 | 0 | 387 | 0 | 0 |
| PUERTO RICO | 0 | 0 | 0 | 94 | 0 | 0 | 0 | 0 |
| RHODE ISLAND | 0 | 0 | 0 | 28 | 0 | 0 | 0 | 0 |
| SOUTH CAROLINA | 0 | 0 | 636 | 7,128 | 0 | 172 | 0 | 0 |
| SOUTH DAKOTA | 453 | 19,429 | 8,859 | 2,942 | 6,985 | 40,386 | 133,155 | 0 |
| TENNESSEE | 0 | 0 | 3,030 | 4,113 | 43 | 610 | 0 | 0 |
| TEXAS | 0 | 95 | 248 | 7,022 | 4,421 | 932 | 2,881 | 8 |
| UTAH | 0 | 0 | 0 | 13 | 0 | 0 | 0 | 0 |
| VERMONT | 0 | 0 | 75 | 1,943 | 0 | 0 | 0 | 0 |
| VIRGINIA | 0 | 0 | 1,815 | 14,177 | 0 | 141 | 0 | 0 |
| WASHINGTON | 0 | 0 | 27,248 | 16,064 | 15 | 39 | 5 | 0 |
| WEST VIRGINIA | 0 | 0 | 254 | 4,231 | 0 | 0 | 0 | 0 |
| WISCONSIN | 16 | 0 | 19,104 | 5,304 | 562 | 2,758 | 1,135 | 0 |
| WYOMING | 0 | 0 | 0 | 734 | 0 | 0 | 0 | 0 |
| TOTALS: | 3,739 | 166,618 | 616,342 | 518,782 | 48,653 | 420,179 | 777,157 | 45 |

1/ Includes cropland and marginal pasture.

2/ Acres enrolled under general sign-up and CREP through 2003.

3/ Acres enrolled under continuous CREP and non-CREP sign-up after 2003.

Conservation Practices Installed on CRP Cumulative, as of October 2022, Con't.

| STATE | RARE AND DECLINING HABITAT (CP25) | FARMABLE WETLAND PROGRAM | | MARGINAL PASTURE BUFFERS | | BOTTOM- LAND HARDWOOD TREES (CP31) | EXPIRED HARDWOOD TREES (CP32) | UPLAND BIRD HABITAT BUFFERS (CP33) |
|----------------|--|-----------------------------|------------------|-----------------------------|-------------------|--|--|--|
| | | WETLAND (CP27) | BUFFER (CP28) | WILDLIFE (CP29) | WETLAND (CP30) | | | |
| ALABAMA | 160 | 0 | 0 | 232 | 0 | 1,015 | 0 | 397 |
| ALASKA | 0 | 0 | 0 | 0 | 0 | 0 | 0 | 0 |
| ARIZONA | 0 | 0 | 0 | 0 | 0 | 0 | 0 | 0 |
| ARKANSAS | 0 | 0 | 0 | 142 | 2,565 | 15,776 | 0 | 2,952 |
| CALIFORNIA | 0 | 0 | 0 | 0 | 0 | 0 | 0 | 0 |
| COLORADO | 1,224 | 34 | 127 | 0 | 32 | 0 | 0 | 1,288 |
| DELAWARE | 0 | 0 | 0 | 0 | 0 | 0 | 0 | 0 |
| FLORIDA | 0 | 0 | 0 | 0 | 0 | 0 | 0 | 0 |
| GEORGIA | 0 | 0 | 0 | 26 | 0 | 0 | 0 | 296 |
| HAWAII | 0 | 0 | 0 | 0 | 0 | 0 | 0 | 0 |
| IDAHO | 41 | 4 | 2 | 101 | 14 | 0 | 0 | 0 |
| ILLINOIS | 379 | 714 | 1,154 | 110 | 9 | 7,686 | 0 | 44,185 |
| INDIANA | 694 | 254 | 424 | 39 | 3 | 9,984 | 0 | 7,999 |
| IOWA | 109,112 | 26,888 | 65,206 | 3,726 | 854 | 3,781 | 0 | 22,235 |
| KANSAS | 522,984 | 518 | 966 | 0 | 0 | 159 | 0 | 22,569 |
| KENTUCKY | 16,268 | 0 | 0 | 14,564 | 0 | 595 | 0 | 5,902 |
| LOUISIANA | 0 | 335 | 0 | 0 | 176 | 50,660 | 0 | 61 |
| MAINE | 0 | 0 | 0 | 4 | 0 | 0 | 0 | 0 |
| MARYLAND | 617 | 0 | 0 | 891 | 159 | 0 | 0 | 347 |
| MASSACHUSETTS | 0 | 0 | 0 | 0 | 0 | 0 | 0 | 0 |
| MICHIGAN | 0 | 6 | 16 | 40 | 33 | 0 | 0 | 575 |
| MINNESOTA | 58,567 | 9,385 | 18,747 | 250 | 4,726 | 792 | 0 | 524 |
| MISSISSIPPI | 0 | 40 | 157 | 25 | 28 | 62,771 | 0 | 1,361 |
| MISSOURI | 13,449 | 0 | 0 | 356 | 360 | 2,237 | 0 | 16,335 |
| MONTANA | 18,259 | 82 | 174 | 0 | 1 | 0 | 0 | 327 |
| NEBRASKA | 140,225 | 1,277 | 1,576 | 357 | 191 | 9 | 0 | 10,544 |
| NEVADA | 0 | 0 | 0 | 0 | 0 | 0 | 0 | 0 |
| NEW JERSEY | 0 | 0 | 0 | 0 | 0 | 0 | 0 | 0 |
| NEW MEXICO | 0 | 0 | 0 | 0 | 0 | 0 | 0 | 0 |
| NEW YORK | 0 | 0 | 0 | 527 | 801 | 0 | 0 | 0 |
| NORTH CAROLINA | 0 | 0 | 0 | 18 | 0 | 55 | 0 | 1,171 |
| NORTH DAKOTA | 5,906 | 24,055 | 51,674 | 35 | 0 | 0 | 0 | 0 |
| OHIO | 2,440 | 60 | 159 | 2,722 | 105 | 79 | 0 | 9,587 |
| OKLAHOMA | 3,742 | 47 | 122 | 0 | 0 | 40 | 0 | 400 |
| OREGON | 41,488 | 0 | 0 | 16,636 | 512 | 0 | 0 | 0 |
| PENNSYLVANIA | 0 | 0 | 0 | 771 | 302 | 0 | 0 | 353 |
| PUERTO RICO | 0 | 0 | 0 | 341 | 0 | 0 | 0 | 0 |
| RHODE ISLAND | 0 | 0 | 0 | 0 | 0 | 0 | 0 | 0 |
| SOUTH CAROLINA | 0 | 0 | 0 | 0 | 59 | 0 | 0 | 899 |
| SOUTH DAKOTA | 4,487 | 23,416 | 48,878 | 3,126 | 13,475 | 0 | 0 | 1,008 |
| TENNESSEE | 7 | 0 | 0 | 67 | 0 | 2,287 | 0 | 2,918 |
| TEXAS | 0 | 0 | 0 | 597 | 0 | 330 | 0 | 35,621 |
| UTAH | 0 | 0 | 0 | 0 | 0 | 0 | 0 | 0 |
| VERMONT | 0 | 0 | 0 | 0 | 1 | 0 | 0 | 0 |
| VIRGINIA | 0 | 0 | 0 | 470 | 0 | 0 | 0 | 593 |
| WASHINGTON | 204 | 1 | 4 | 618 | 493 | 0 | 0 | 1,530 |
| WEST VIRGINIA | 0 | 0 | 0 | 0 | 0 | 0 | 0 | 0 |
| WISCONSIN | 11,886 | 90 | 149 | 490 | 15 | 0 | 0 | 205 |
| WYOMING | 0 | 0 | 0 | 1,209 | 0 | 0 | 0 | 0 |
| TOTALS: | 952,139 | 87,205 | 189,535 | 48,489 | 24,915 | 158,256 | 0 | 192,183 |

Conservation Practices Installed on CRP Cumulative, as of October 2022, Con't.

| STATE | LONGLEAF PINE (CP36) | DUCK NESTING HABITAT (CP37) | STATE ACRES FOR WILDLIFE ENHANCEMENT (CP38) | FARMABLE WETLAND PROGRAM | | | POLLINATOR HABITAT (CP42) 2/ | PRAIRIE STRIPS (CP43) |
|----------------|----------------------------|--------------------------------------|---|--------------------------------------|--|---|------------------------------------|-----------------------------|
| | | | | CONSTRUCTED WETLANDS (CP39) 1/ | AQUA- CULTURE WETLANDS (CP40) | FLOODED PRAIRIE WETLANDS (CP41) 1/ | | |
| ALABAMA | 9,576 | 0 | 2,283 | 0 | 14 | 0 | 68 | 0 |
| ALASKA | 0 | 0 | 0 | 0 | 0 | 0 | 357 | 0 |
| ARIZONA | 0 | 0 | 0 | 0 | 0 | 0 | 0 | 0 |
| ARKANSAS | 0 | 0 | 16,989 | 0 | 1,958 | 0 | 23 | 0 |
| CALIFORNIA | 0 | 0 | 0 | 0 | 0 | 0 | 0 | 0 |
| COLORADO | 0 | 0 | 102,672 | 0 | 0 | 0 | 11,755 | 0 |
| DELAWARE | 0 | 0 | 0 | 0 | 0 | 0 | 1 | 0 |
| FLORIDA | 2,131 | 0 | 9 | 0 | 0 | 0 | 0 | 0 |
| GEORGIA | 91,257 | 0 | 19,833 | 0 | 0 | 0 | 5 | 0 |
| HAWAII | 0 | 0 | 0 | 0 | 0 | 0 | 0 | 0 |
| IDAHO | 0 | 0 | 116,363 | 0 | 0 | 0 | 3,252 | 0 |
| ILLINOIS | 0 | 0 | 41,201 | 41 | 0 | 0 | 121,181 | 7,847 |
| INDIANA | 0 | 0 | 59,369 | 10 | 0 | 0 | 5,926 | 587 |
| IOWA | 0 | 2,895 | 470,348 | 410 | 0 | 111 | 226,608 | 5,067 |
| KANSAS | 0 | 0 | 264,465 | 7 | 0 | 0 | 5,923 | 186 |
| KENTUCKY | 0 | 0 | 32,816 | 0 | 0 | 0 | 4,804 | 0 |
| LOUISIANA | 34 | 0 | 477 | 1 | 3,221 | 0 | 20 | 0 |
| MAINE | 0 | 0 | 1,855 | 0 | 0 | 0 | 0 | 0 |
| MARYLAND | 0 | 0 | 0 | 0 | 0 | 0 | 59 | 5 |
| MASSACHUSETTS | 0 | 0 | 0 | 0 | 0 | 0 | 0 | 0 |
| MICHIGAN | 0 | 0 | 22,053 | 0 | 0 | 0 | 6,151 | 108 |
| MINNESOTA | 0 | 26,321 | 128,085 | 89 | 0 | 966 | 17,898 | 1,620 |
| MISSISSIPPI | 107 | 0 | 11,766 | 0 | 11,879 | 0 | 2 | 0 |
| MISSOURI | 0 | 0 | 58,544 | 0 | 206 | 0 | 46,964 | 154 |
| MONTANA | 0 | 2,778 | 91,168 | 0 | 0 | 0 | 2,388 | 0 |
| NEBRASKA | 0 | 0 | 115,164 | 0 | 0 | 0 | 30,624 | 724 |
| NEVADA | 0 | 0 | 0 | 0 | 0 | 0 | 0 | 0 |
| NEW JERSEY | 0 | 0 | 908 | 0 | 0 | 0 | 20 | 0 |
| NEW MEXICO | 0 | 0 | 4,802 | 0 | 0 | 0 | 0 | 0 |
| NEW YORK | 0 | 0 | 1,761 | 0 | 0 | 0 | 26 | 0 |
| NORTH CAROLINA | 5,587 | 0 | 502 | 0 | 58 | 0 | 37 | 0 |
| NORTH DAKOTA | 0 | 170,950 | 347,031 | 0 | 0 | 41,099 | 4,389 | 3 |
| OHIO | 0 | 0 | 39,229 | 68 | 0 | 0 | 5,156 | 147 |
| OKLAHOMA | 0 | 0 | 8,223 | 0 | 0 | 0 | 104 | 0 |
| OREGON | 0 | 0 | 9,616 | 0 | 0 | 0 | 496 | 0 |
| PENNSYLVANIA | 0 | 0 | 0 | 0 | 0 | 0 | 8 | 0 |
| PUERTO RICO | 0 | 0 | 0 | 0 | 0 | 0 | 0 | 0 |
| RHODE ISLAND | 0 | 0 | 0 | 0 | 0 | 0 | 0 | 0 |
| SOUTH CAROLINA | 11,351 | 0 | 798 | 0 | 0 | 0 | 2 | 0 |
| SOUTH DAKOTA | 0 | 251,775 | 222,851 | 14 | 0 | 12,213 | 5,465 | 740 |
| TENNESSEE | 0 | 0 | 8,507 | 0 | 0 | 0 | 5,669 | 35 |
| TEXAS | 0 | 0 | 210,485 | 0 | 0 | 0 | 4,346 | 0 |
| UTAH | 0 | 0 | 0 | 0 | 0 | 0 | 195 | 0 |
| VERMONT | 0 | 0 | 0 | 0 | 0 | 0 | 0 | 0 |
| VIRGINIA | 236 | 0 | 514 | 0 | 0 | 0 | 246 | 0 |
| WASHINGTON | 0 | 0 | 124,896 | 0 | 0 | 0 | 1,549 | 0 |
| WEST VIRGINIA | 0 | 0 | 0 | 0 | 0 | 0 | 0 | 0 |
| WISCONSIN | 0 | 0 | 40,808 | 0 | 0 | 0 | 2,667 | 154 |
| WYOMING | 0 | 0 | 7,857 | 0 | 0 | 0 | 210 | 0 |
| TOTALS: | 120,279 | 454,718 | 2,584,248 | 640 | 17,336 | 54,389 | 514,596 | 17,379 |

1/ Includes buffers

2/ Does not include about 40,000 acres from signup 39 before CP42 was implemented.

Conservation Practices Installed on CRP Cumulative, as of October 2022

| STATE | GRASSLANDS 1/ | | SOIL HEALTH PERENNIAL CONSERVATION COVER (CP90) 2/ | TOTAL CRP |
|----------------|---------------------------------|-----------------------------|---|-------------------|
| | INTRODUCED GRASSES (CP87) | NATIVE GRASSES (CP88) | | |
| ALABAMA | 1,790 | 10,334 | 0 | 110,049 |
| ALASKA | 0 | 0 | 0 | 11,488 |
| ARIZONA | 0 | 15,199 | 0 | 15,199 |
| ARKANSAS | 0 | 452 | 0 | 193,932 |
| CALIFORNIA | 847 | 38,789 | 0 | 63,844 |
| COLORADO | 1,419 | 1,172,162 | 0 | 2,454,572 |
| DELAWARE | 0 | 0 | 0 | 3,128 |
| FLORIDA | 378 | 1,101 | 0 | 7,905 |
| GEORGIA | 1,431 | 16,688 | 0 | 160,829 |
| HAWAII | 0 | 3,700 | 0 | 4,968 |
| IDAHO | 0 | 38,228 | 0 | 378,509 |
| ILLINOIS | 450 | 789 | 0 | 813,530 |
| INDIANA | 35 | 263 | 0 | 192,115 |
| IOWA | 2,241 | 1,458 | 526 | 1,685,729 |
| KANSAS | 618 | 334,439 | 0 | 1,838,513 |
| KENTUCKY | 3,177 | 2,059 | 0 | 149,651 |
| LOUISIANA | 1,217 | 165 | 0 | 252,111 |
| MAINE | 0 | 89 | 0 | 3,231 |
| MARYLAND | 783 | 285 | 0 | 43,314 |
| MASSACHUSETTS | 0 | 0 | 0 | 9 |
| MICHIGAN | 6,199 | 20,703 | 0 | 115,414 |
| MINNESOTA | 760 | 10,767 | 563 | 973,299 |
| MISSISSIPPI | 388 | 471 | 0 | 475,503 |
| MISSOURI | 890 | 2,488 | 0 | 709,861 |
| MONTANA | 4,773 | 315,000 | 461 | 817,534 |
| NEBRASKA | 20,896 | 1,208,726 | 0 | 1,846,686 |
| NEVADA | 0 | 2,968 | 0 | 2,968 |
| NEW JERSEY | 154 | 19 | 0 | 1,663 |
| NEW MEXICO | 1,944 | 599,281 | 0 | 805,894 |
| NEW YORK | 1,534 | 1,618 | 0 | 15,412 |
| NORTH CAROLINA | 431 | 500 | 0 | 21,980 |
| NORTH DAKOTA | 2,900 | 102,387 | 754 | 1,127,732 |
| OHIO | 3,996 | 8,924 | 0 | 226,742 |
| OKLAHOMA | 1,897 | 302,251 | 0 | 634,268 |
| OREGON | 1,140 | 145,197 | 0 | 602,693 |
| PENNSYLVANIA | 420 | 639 | 0 | 83,174 |
| PUERTO RICO | 0 | 0 | 0 | 495 |
| RHODE ISLAND | 0 | 0 | 0 | 28 |
| SOUTH CAROLINA | 101 | 1,806 | 0 | 27,789 |
| SOUTH DAKOTA | 6,396 | 1,196,720 | 769 | 2,101,943 |
| TENNESSEE | 1,725 | 2,110 | 0 | 99,814 |
| TEXAS | 1,558 | 320,018 | 0 | 2,184,962 |
| UTAH | 53 | 55,905 | 0 | 158,448 |
| VERMONT | 0 | 0 | 0 | 2,032 |
| VIRGINIA | 938 | 4,585 | 0 | 30,049 |
| WASHINGTON | 276 | 18,873 | 0 | 972,141 |
| WEST VIRGINIA | 2,140 | 2,960 | 0 | 9,700 |
| WISCONSIN | 533 | 589 | 0 | 191,825 |
| WYOMING | 1,751 | 276,250 | 0 | 374,295 |
| TOTALS: | 78,179 | 6,237,955 | 3,073 | 22,996,969 |

1/ Not including 3,255 acres of pollinator habitat.

2/ A total of 3,294 acres were offered for the SHIPP pilot. Some of the contracts are not yet effective and not included in this table.

Conservation Practices Installed on CRP (Acres) By Signup Type, Cumulative, as of October 2022

| PRACTICE | GENERAL SIGN-UP | CONTIN. NON-CREP 1/ | CONTIN. CREP | GRASS- LANDS | TOTAL | |
|--------------|--------------------------------------|------------------------|------------------|-----------------|------------------|-------------------|
| CP1 | INTROD. GRASSES AND LEGUMES | 2,076,908 | 734,623 | 66,258 | 2,877,789 | |
| CP2 | NATIVE GRASSES | 3,670,114 | 326,444 | 151,681 | 4,148,238 | |
| CP3A | HARDWOOD TREES | 119,965 | 19,153 | 7,691 | 146,809 | |
| CP3A | LONGLEAF PINES | 18,850 | 0 | 0 | 18,850 | |
| CP3 | SOFTWOOD TREES (NOT LONGLEAF) | 285,133 | 34,870 | 584 | 320,587 | |
| CP4B | WILDLIFE HABITAT CORRIDOR | 732 | 30 | | 762 | |
| CP4D | PERMANENT WILDLIFE HABITAT | 849,178 | 30,397 | 38,811 | 918,386 | |
| CP5 | FIELD WINDBREAK | | 55,273 | 2,994 | 58,267 | |
| CP8 | GRASS WATERWAYS | | 101,632 | 385 | 102,017 | |
| CP9 | SHALLOW WATER AREAS FOR WILDLIFE | | 20,474 | 1,270 | 21,744 | |
| CP10 | EXISTING GRASSES AND LEGUMES 2/ | 16,417 | 35 | 811 | 17,263 | |
| CP11 | EXISTING TREES 3/ | 1,257 | | 97 | 1,355 | |
| CP12 | WILDLIFE FOOD PLOT | 21,048 | 1,746 | 646 | 23,440 | |
| CP15 | CONTOUR GRASS STRIP | | 37,194 | 21 | 37,215 | |
| CP16 | SHELTERBELT | | 17,183 | | 17,183 | |
| CP17 | LIVING SNOW FENCE | | 3,739 | | 3,739 | |
| CP18 | SALINITY REDUCING VEGETATION | | 166,618 | | 166,618 | |
| CP21 | FILTER STRIPS (GRASS) | | 504,417 | 111,925 | 616,342 | |
| CP22 | RIPARIAN BUFFER | | 408,137 | 110,645 | 518,782 | |
| CP23 | WETLAND RESTORATION | 48,653 | | | 48,653 | |
| CP23 | WETLAND REST. (FLOODPLAIN) | | 381,616 | 38,563 | 420,179 | |
| CP23A | WETLAND REST. (NON-FLOODPLAIN) | | 712,130 | 65,028 | 777,157 | |
| CP24 | CROSS WIND TRAP STRIP | | 45 | | 45 | |
| CP25 | RARE AND DECLINING HABITAT | 917,593 | 22,570 | 11,976 | 952,139 | |
| CP27 | FARMABLE WETLAND (WETLAND) | | 87,205 | | 87,205 | |
| CP28 | FARMABLE WETLAND (UPLAND) 4/ | | 189,535 | | 189,535 | |
| CP29 | WILDLIFE HABITAT BUFFER (MARG PAST) | | 15,188 | 33,301 | 48,489 | |
| CP30 | WETLAND BUFFER (MARG PAST) | | 22,557 | 2,358 | 24,915 | |
| CP31 | BOTTOMLAND HARDWOOD TREES | | 146,067 | 12,190 | 158,256 | |
| CP33 | UPLAND BIRD HABITAT BUFFER | | 191,158 | 1,025 | 192,183 | |
| CP36 | LONGLEAF PINE | | 120,279 | | 120,279 | |
| CP37 | DUCK NESTING HABITAT | | 419,485 | 35,233 | 454,718 | |
| CP38 | STATE ACRES FOR WILDLIFE ENHANCEMENT | 382,974 | 2,201,274 | | 2,584,248 | |
| CP39 | FWP--CONSTRUCTED WETLAND | | 640 | | 640 | |
| CP40 | FWP--AQUACULTURE WETLAND | | 17,336 | | 17,336 | |
| CP41 | FWP--FLOODED PRAIRIE WETLAND | | 54,389 | | 54,389 | |
| CP42 | POLLINATOR HABITAT 5/ | 60,651 | 450,371 | 473 | 514,596 | |
| CP43 | PRAIRIE STRIPS | | 17,379 | | 17,379 | |
| CP87 | INTRODUCED GRASSES (GRASSLANDS) | | | 78,179 | 78,179 | |
| CP88 | NATIVE GRASSES (GRASSLANDS) | | | 6,237,955 | 6,237,955 | |
| CP90 | SOIL HEALTH PERENNIAL CNSV COVER 6/ | | 3,073 | | 3,073 | |
| TOTAL | TOTAL | 8,469,473 | 7,514,260 | 694,001 | 6,319,235 | 22,996,969 |

1/ Includes Farmable Wetland Program.

2/ Includes both introduced and native grasses.

3/ Includes both hardwood and softwood trees.

4/ Includes only the buffers associated with CP27 contracts.

5/ Does not include about 40,000 acres from signup 39 before CP42 was implemented.

6/ A total of 3,294 acres were offered for the SHIPP pilot. Some of the contracts are not yet effective and not included in this table.

For more information about this summary, contact Cathie Feather at 202-720-8534 or at Catherine.Feather@usda.gov. Additional information about CRP (Including monthly and annual summaries) is posted at FSA's CRP website. See the Reports and Statistics web page. <https://www.fsa.usda.gov/programs-and-services/conservation-programs/reports-and-statistics/conservation-reserve-program-statistics/index>